

1. Name of Entity: Prakash Pipes Limited
2. Scrip Code/Name of Scrip/Class of Security: Yet to be listed
3. Share Holding Pattern Filed under: 31b
4. Share Holding Pattern as on : 25-Apr-2019 (After Allotment)
5. **Declaration:** The Listed entity is required to submit the following declaration to the extent of submission of information:-

S. No.	Particulars	Yes/No	
1	Whether the Listed Entity has issued any partly paid up shares?	No	
2	Whether the Listed Entity has issued any Convertible Securities?	No	
3	Whether the Listed Entity has any shares against which depository receipts are issued?	No	
4	Whether the Listed Entity has any shares in locked-in?	Yes	Promoter and Promoter Group
5	Whether any shares held by promoters are pledge or otherwise encumbered?	Yes	Promoter and Promoter Group
6	Whether the Listed Entity has issued any differential Voting Rights?	No	
7	Whether the Listed Entity has issued any Warrants ?	No	






Table I: Summary statement holding of specified securities

Category	Category of shareholders	No. of shareholders	No. of fully paid up Equity Shares held	No. of partly paid up Equity Shares held	No. of shares underlying Depository Receipts	Total no. of shares held	Shareholding as a %age of total no. of shares (calculated as per SCRR, 1957)	No. of voting rights held in each class of securities			No. of shares underlying outstanding convertible securities (including warrants)	Shareholding as % assuming full conversion of convertible securities (as a % of diluted share capital)	No. of locked in shares		No. of shares pledged		No. of Equity Shares held in dematerialised form	
								(as a % of (A+B+C))	No. of voting rights				Total as % of (A+B+C)	No. (a)	As a % of total shares held (b)	No. (a)		As a % of total shares held (b)
(I)	(II)	(III)	(IV)	(V)	(VI)	(VII) = IV + V + VI	(VIII)	Class X	Class Y	Total	(IX)	(X)	(XI) = (VII) + (X) as a % of (A+B+C)	(XII)	(XIII)	(XIV)		
(A)	Promoter & Promoter Group	47	8023936	0	0	8023936	39.30	8023936	0	8023936	39.30	0	39.30	313266	3.90	4224394	52.65	7254612
(B)	Public	88366	12394418	0	0	12394418	60.70	12394418	0	12394418	60.70	0	60.70		0.00	0	0.00	12046444
(C)	Non promoter non public	0	0	0	0	0	0.00	0	0	0	0.00	0	0.00	0	0.00	0	0.00	0
(C1)	Shares underlying DRs	0	0	0	0	0	0.00	0	0	0	0.00	0	0.00		0.00	0	0.00	0
(C2)	Shares held by Employee trust	0	0	0	0	0	0.00	0	0	0	0.00	0	0.00		0.00	0	0.00	0
	<b>Total</b>	<b>88413</b>	<b>20418354</b>	<b>0</b>	<b>0</b>	<b>20418354</b>	<b>100.00</b>	<b>20418354</b>	<b>0</b>	<b>20418354</b>	<b>100.00</b>	<b>0</b>	<b>100.00</b>	<b>313266</b>	<b>1.53</b>	<b>4224394</b>	<b>20.69</b>	<b>19301056</b>





Table II: Statement showing shareholding pattern of the Promoter and Promoter Group

Category	Category of shareholders	No. of shareholders	No. of fully paid up Equity Shares held	No. of partly paid up Equity Shares held	No. of shares underlying Depository Receipts	Total no. of shares held	Shareholding as a %age of total no. of shares (calculated as per SCRR, 1957)	No. of voting rights held in each class of securities			No. of shares underlying outstanding convertible securities (including warrants)	Shareholding as % assuming full conversion of convertible securities (as a % of diluted share capital)	No. of locked in shares		No. of shares pledged or otherwise encumbered		No. of Equity Shares held in dematerialised form	
								(as a % of (A+B+C))	No. of voting rights				Total as % of (A+B+C)	No. (a)	As a % of total shares held (b)	No. (a)		As a % of total shares held (b)
									Class X	Class Y								
A(I)	Indian																	
(a)	Individuals/ HUF	5	1160550	0	0	1160550	5.68	1160550	0	1160550	5.68	0	5.68	313266	26.99	0	0.00	1160550
	Ved Prakash Agarwal	1	65860	0	0	65860	0.32	65860	0	65860	0.32	0	0.32	65860	100.00	0	0.00	65860
	Ved Prakash Agarwal HUF	1	276079	0	0	276079	1.35	276079	0	276079	1.35	0	1.35	247406	89.61	0	0.00	276079
	Mohini Agarwal	1	765482	0	0	765482	3.75	765482	0	765482	3.75	0	3.75	0	0.00	0	0.00	765482
	Vikram Agarwal	1	50812	0	0	50812	0.25	50812	0	50812	0.25	0	0.25	0	0.00	0	0.00	50812
	Kanha Agarwal	1	2317	0	0	2317	0.01	2317	0	2317	0.01	0	0.01	0	0.00	0	0.00	2317
(b)	Central Govt / State Govt	0	0	0	0	0	0	0	0	0	0	0	0	0	0	0	0	0
(c)	Financial Institutions / Banks	0	0	0	0	0	0	0	0	0	0	0	0	0	0	0	0	0
(d)	Any other	42	6863386	0	0	6863386	33.61	6863386	0	6863386	33.61	0	33.61	0	0	4224394	61.55	6094062
	Bodies Corporate	34	6437450	0	0	6437450	31.53	6437450	0	6437450	31.53	0	31.53	0	0	4154394	64.53	5762126
	Aircon Systems India Pvt Ltd	1	12000	0	0	12000	0.06	12000	0	12000	0.06	0	0.06	0	0.00	0	0.00	0
	Ambrosia Commerce Pvt Ltd	1	242062	0	0	242062	1.19	242062	0	242062	1.19	0	1.19	0	0.00	171875	71.00	204562
	Dhruv Commerce Pvt Ltd	1	152687	0	0	152687	0.75	152687	0	152687	0.75	0	0.75	0	0.00	39312	25.75	152687
	Essential Electronics Pvt Ltd	1	87425	0	0	87425	0.43	87425	0	87425	0.43	0	0.43	0	0.00	74662	85.40	87425
	Evershine Mercantile Pvt Ltd	1	240212	0	0	240212	1.18	240212	0	240212	1.18	0	1.18	0	0.00	202712	84.39	202712



Category	Category of shareholders	No. of shareholders	No. of fully paid up Equity Shares held	No. of partly paid up Equity Shares held	No. of shares underlying Depository Receipts	Total no. of shares held	Shareholding as a %age of total no. of shares (calculated as per SCRR, 1957) (as a % of (A+B+C))	No. of voting rights held in each class of securities			No. of shares underlying outstanding convertible securities (including warrants)	Shareholding as % assuming full conversion of convertible securities (as a % of diluted share capital)	No. of locked in shares		No. of shares pledged or otherwise encumbered		No. of Equity Shares held in dematerialised form	
								Class X	Class Y	Total			No. (a)	As a % of total shares held (b)	No. (a)	As a % of total shares held (b)		
																		(IX)
	Excel Fincap Pvt Ltd	1	12766	0	0	12766	0.06	12766	0	12766	0.06	0	0.06	0	0.00	12762	99.97	12766
	Focus Securities and Credits Pvt Ltd	1	182500	0	0	182500	0.89	182500	0	182500	0.89	0	0.89	0	0.00	131250	71.92	131250
	Four Wings Marketing Pvt Ltd	1	12712	0	0	12712	0.06	12712	0	12712	0.06	0	0.06	0	0.00	12712	100.00	12712
	GMK Builders Pvt Ltd	1	1020598	0	0	1020598	5.00	1020598	0	1020598	5.00	0	5.00	0	0.00	310750	30.45	908098
	Goel Containers Pvt Ltd	1	172335	0	0	172335	0.84	172335	0	172335	0.84	0	0.84	0	0.00	0	0.00	172335
	Hissar Tubes Pvt Ltd	1	97500	0	0	97500	0.48	97500	0	97500	0.48	0	0.48	0	0.00	97500	100.00	97500
	Hi-tech Mercantile Pvt Ltd	1	375086	0	0	375086	1.84	375086	0	375086	1.84	0	1.84	0	0.00	375086	100.00	375086
	New Era Commerce and Securities Pvt Ltd	1	26998	0	0	26998	0.13	26998	0	26998	0.13	0	0.13	0	0.00	26987	99.96	26998
	Ocean Ispat Pvt Ltd	1	37500	0	0	37500	0.18	37500	0	37500	0.18	0	0.18	0	0.00	0	0.00	0
	Pareek Overseas Pvt Ltd	1	150013	0	0	150013	0.73	150013	0	150013	0.73	0	0.73	0	0.00	3386	2.26	112513
	Prakash Capital Services Ltd	1	188558	0	0	188558	0.92	188558	0	188558	0.92	0	0.92	0	0.00	188550	100.00	188558
	Prakash Industrial Finance Ltd	1	113118	0	0	113118	0.55	113118	0	113118	0.55	0	0.55	0	0.00	88000	77.79	88118
	Premier Fincap Pvt Ltd	1	99125	0	0	99125	0.49	99125	0	99125	0.49	0	0.49	0	0.00	99125	100.00	99125
	Grimenet Global Ltd	1	409872	0	0	409872	2.01	409872	0	409872	2.01	0	2.01	0	0.00	395687	96.54	409872
	Prime Mercantile Pvt Ltd	1	462682	0	0	462682	2.27	462682	0	462682	2.27	0	2.27	0	0.00	39425	8.52	346933



Category	Category of shareholders	No. of shareholders	No. of fully paid up Equity Shares held	No. of partly paid up Equity Shares held	No. of shares underlying Depository Receipts	Total no. of shares held	Shareholding as a %age of total no. of shares (calculated as per SCRR, 1957) (as a % of (A+B+C))	No. of voting rights held in each class of securities			No. of shares underlying outstanding convertible securities (including warrants)	Shareholding as % assuming full conversion of convertible securities (as a % of diluted share capital)	No. of locked in shares		No. of shares pledged or otherwise encumbered		No. of Equity Shares held in dematerialised form	
								Class X	Class Y	Total			No. (a)	As a % of total shares held (b)	No. (a)	As a % of total shares held (b)		
																		(IX)
	Prospero Securities Pvt Ltd	1	76475	0	0	76475	0.37	76475	0	76475	0.37	0	0.37	0	0.00	76475	100.00	76475
	Rourkela Steel Pvt Ltd	1	178391	0	0	178391	0.87	178391	0	178391	0.87	0	0.87	0	0.00	61325	34.38	140891
	Shikha Mercantile Pvt Ltd	1	8825	0	0	8825	0.04	8825	0	8825	0.04	0	0.04	0	0.00	0	0.00	0
	Shree Labh Lakshmi Capital Services Pvt Ltd	1	288933	0	0	288933	1.42	288933	0	288933	1.42	0	1.42	0	0.00	231408	80.09	232683
	Sring Mercantile Pvt Ltd	1	12362	0	0	12362	0.06	12362	0	12362	0.06	0	0.06	0	0.00	12362	100.00	12362
	Style Leasing and Finance Pvt Ltd	1	139300	0	0	139300	0.68	139300	0	139300	0.68	0	0.68	0	0.00	108050	77.57	108050
	Sunvin Trading and Investment Pvt Ltd	1	156250	0	0	156250	0.77	156250	0	156250	0.77	0	0.77	0	0.00	145914	93.38	156250
	Techdrive Software Ltd	1	144443	0	0	144443	0.71	144443	0	144443	0.71	0	0.71	0	0.00	21131	14.63	144443
	Tools India Pvt Ltd	1	112612	0	0	112612	0.55	112612	0	112612	0.55	0	0.55	0	0.00	112612	100.00	112612
	Unity Mercantile Pvt Ltd	1	31446	0	0	31446	0.15	31446	0	31446	0.15	0	0.15	0	0.00	31437	99.97	31446
	Vanshi Farms Pvt Ltd	1	108494	0	0	108494	0.53	108494	0	108494	0.53	0	0.53	0	0.00	70987	65.43	70994
	Vision Mercantile Pvt Ltd	1	270837	0	0	270837	1.33	270837	0	270837	1.33	0	1.33	0	0.00	233337	86.15	233337
	Welter Securities Ltd	1	625833	0	0	625833	3.07	625833	0	625833	3.07	0	3.07	0	0.00	592075	94.61	625833
	Samyak Securities Pvt Ltd	1	187500	0	0	187500	0.92	187500	0	187500	0.92	0	0.92	0	0.00	187500	100.00	187500
	Limited Liability Partnership	8	425936	0	0	425936	2.09	425936	0	425936	2.09	0	2.09	0	0.00	70000	18.02	331936
	Chaibasa Steel LLP	1	31250	0	0	31250	0.15	31250	0	31250	0.15	0	0.15	0	0.00	0	0.00	0



Category	Category of shareholders	No. of shareholders	No. of fully paid up Equity Shares held	No. of partly paid up Equity Shares held	No. of shares underlying Depository Receipts	Total no. of shares held	Shareholding as a %age of total no. of shares (calculated as per SCRR, 1957) (as a % of (A+B+C))	No. of voting rights held in each class of securities			No. of shares underlying outstanding convertible securities (including warrants)	Shareholding as % assuming full conversion of convertible securities (as a % of diluted share capital)	No. of locked in shares		No. of shares pledged or otherwise encumbered		No. of Equity Shares held in dematerialised form	
								Class X	Class Y	Total			(IX)	No. (a)	As a % of total shares held (b)	No. (a)		As a % of total shares held (b)
	Suvarna Marketing LLP	1	11875	0	0	11875	0.06	11875	0	11875	0.06	0	0.06	0	0.00	0	0.00	0
	Dhruv Commerce LLP	1	70000	0	0	70000	0.34	70000	0	70000	0.34	0	0.34	0	0.00	70000	100.00	70000
	Essential Electronics LLP	1	25000	0	0	25000	0.12	25000	0	25000	0.12	0	0.12	0	0.00	0	0.00	0
	Hissar Tubes LLP	1	71251	0	0	71251	0.35	71251	0	71251	0.35	0	0.35	0	0.00	0	0.00	71251
	Premier Fincap LLP	1	56310	0	0	56310	0.28	56310	0	56310	0.28	0	0.28	0	0.00	0	0.00	56310
	Spring Mercantile LLP	1	122750	0	0	122750	0.60	122750	0	122750	0.60	0	0.60	0	0.00	0	0.00	96875
	Four Wings Marketing LLP	1	37500	0	0	37500	0.18	37500	0	37500	0.18	0	0.18	0	0.00	0	0.00	37500
	<b>Sub-total A(1)</b>	<b>47</b>	<b>8023936</b>	<b>0</b>	<b>0</b>	<b>8023936</b>	<b>39.30</b>	<b>8023936</b>	<b>0</b>	<b>8023936</b>	<b>39.30</b>	<b>0</b>	<b>39.30</b>	<b>313266</b>	<b>3.90</b>	<b>4224394</b>	<b>52.65</b>	<b>7254612</b>
<b>A(2)</b>	<b>Foreign</b>																	
(a)	Individuals (Non resident Individuals / Foreign Individuals)																	
(b)	Government	0	0	0	0	0	0	0	0	0	0	0	0	0	0	0	0	0
(c)	Institutions	0	0	0	0	0	0	0	0	0	0	0	0	0	0	0	0	0
(d)	Foreign Portfolio Investors	0	0	0	0	0	0	0	0	0	0	0	0	0	0	0	0	0
(e)	Any others (Foreign Bodies Corporate)	0	0	0	0	0	0	0	0	0	0	0	0	0	0	0	0	0
	<b>Sub-total A(2)</b>	<b>0</b>	<b>0</b>	<b>0</b>	<b>0</b>	<b>0</b>	<b>0</b>	<b>0</b>	<b>0</b>	<b>0</b>	<b>0</b>	<b>0</b>	<b>0</b>	<b>0</b>	<b>0</b>	<b>0</b>	<b>0</b>	<b>0</b>

*[Handwritten signature]*



Category	Category of shareholders	No. of shareholders	No. of fully paid up Equity Shares held	No. of partly paid up Equity Shares held	No. of shares underlying Depository Receipts	Total no. of shares held	Shareholding as a %age of total no. of shares (calculated as per SCRR, 1957)	No. of voting rights held in each class of securities			No. of shares underlying outstanding convertible securities (including warrants)	Shareholding as % assuming full conversion of convertible securities (as a % of diluted share capital)	No. of locked in shares		No. of shares pledged or otherwise encumbered		No. of Equity Shares held in dematerialised form	
								(as a % of (A+B+C))	No. of voting rights				Total as % of (A+B+C)	No. (a)	As a % of total shares held (b)	No. (a)		As a % of total shares held (b)
(i)	(II)	(III)	(IV)	(V)	(VI)	(VII) = IV + V + VI	(VIII)	Class X	Class Y	Total	(IX)	(X)	(XI) = (VII) + (X) as a % of (A+B+C)	(XII)		(XIII)		(XIV)
	Total shareholding of Promoter and Promoter Group (A) = (A)(1) + (A)(2)	47	8023936	0	0	8023936	39.30	8023936	0	8023936	39.30	0	39.30	313266	3.90	4224394	52.65	7254612

*ee.*

PRASHANT PIPRE  
NEW DELHI

Table III: Statement showing shareholding pattern of public shareholder

Category	Category of shareholders	No. of shareholders	No. of fully paid up Equity Shares held	No. of partly paid up Equity Shares held	No. of shares underlying Depository Receipts	Total no. of shares held	Shareholding as a %age of total no. of shares (calculated as per SCRR, 1957) (as a % of (A+B+C2))	No. of voting rights held in each class of securities			No. of shares underlying outstanding convertible securities (including warrants)	Shareholding as % assuming full conversion of convertible securities (as a % of diluted share capital)	No. of locked in shares		No. of shares pledged or otherwise encumbered		No. of Equity Shares held in dematerialised form	
								Class X	Class Y	Total			No. of voting rights	Total as % of total voting rights	No. (a)	As a % of total shares held (b)		No. (a)
(I)	(II)	(III)	(IV)	(V)	(VI)	(VII) = IV + V + VI	(VIII)	Class X	Class Y	Total	(IX)	(X)	(XI) = (VII) + (X) as a % of (A+B+C)	(XII)	(XIII)	(XIV)		
<b>1</b>	<b>Institutions</b>																	
(a)	Mutual Funds	8	44985	0	0	44985	0.22	44985	0	44985	0.22	0	0.22	0	0.00	0	0.00	40761
(b)	Venture Capital Fund	0	0	0	0	0	0.00	0	0	0	0.00	0	0.00	0	0.00	0	0.00	0
(c)	Alternative Investment Fund	0	0	0	0	0	0.00	0	0	0	0.00	0	0.00	0	0.00	0	0.00	0
(d)	Foreign venture capital investor	0	0	0	0	0	0.00	0	0	0	0.00	0	0.00	0	0.00	0	0.00	0
(e)	Foreign portfolio investor	53	980509	0	0	980509	4.80	980509	0	980509	4.80	0	4.80	0	0.00	0	0.00	980509
		1	285058	0	0	285058	1.40	285058	0	285058	1.40	0	1.40	0	0.00	0	0.00	285058
(f)	Financial Institutions / Banks	14	378600	0	0	378600	1.85	378600	0	378600	1.85	0	1.85	0	0.00	0	0.00	378600
			476	0	0	476	0.00	476	0	476	0.00	0	0.00	0	0.00	0	0.00	165
(g)	Insurance Companies	2	37	0	0	37	0.00	37	0	37	0.00	0	0.00	0	0.00	0	0.00	12
(h)	Provident funds / pension funds	0	0	0	0	0	0.00	0	0	0	0.00	0	0.00	0	0.00	0	0.00	0
(i)	Any other	0	0	0	0	0	0.00	0	0	0	0.00	0	0.00	0	0.00	0	0.00	0
	<b>Sub Total (B)(1)</b>	<b>77</b>	<b>1026007</b>	<b>0</b>	<b>0</b>	<b>1026007</b>	<b>5.03</b>	<b>1026007</b>	<b>0</b>	<b>1026007</b>	<b>5.03</b>	<b>0</b>	<b>5.03</b>	<b>0</b>	<b>0.00</b>	<b>0</b>	<b>0.00</b>	<b>1021447</b>
2	Central government / state government / President of India	0	0	0	0	0	0.00	0	0	0	0.00	0	0.00	0	0.00	0	0.00	0
	<b>Sub Total (B)(2)</b>	<b>0</b>	<b>0</b>	<b>0</b>	<b>0</b>	<b>0</b>	<b>0.00</b>	<b>0</b>	<b>0</b>	<b>0</b>	<b>0.00</b>	<b>0</b>	<b>0.00</b>	<b>0</b>	<b>0.00</b>	<b>0</b>	<b>0.00</b>	<b>0</b>
<b>3</b>	<b>Non Institutions</b>																	
(a)	Individual shareholders holding nominal share capital upto Rs. 2.00 lac	83870	5810088	0	0	5810088	28.46	5810088	0	5810088	28.46	0	28.46	0	0.00	0	0.00	5632406
	Individual shareholders holding nominal share capital in excess of Rs. 2.00 lac	10	738559	0	0	738559	3.62	738559	0	738559	3.62	0	3.62	0	0.00	0	0.00	738559
	Jhunjhunwala Rakesh Radheshyam	1	312500	0	0	312500	1.53	312500	0	312500	1.53	0	1.53	0	0.00	0	0.00	312500





Category	Category of shareholders	No. of shareholders	No. of fully paid up Equity Shares held	No. of partly paid up Equity Shares held	No. of shares underlying Depository Receipts	Total no. of shares held	Shareholding as a %age of total no. of shares (calculated as per SCRR, 1957) (as a % of (A+B+C2))	No. of voting rights held in each class of securities			No. of shares underlying outstanding convertible securities (including warrants)	Shareholding as % assuming full conversion of convertible securities (as a % of diluted share capital)	No. of locked in shares		No. of shares pledged or otherwise encumbered		No. of Equity Shares held in dematerialised form	
								No. of voting rights	Total as % of total voting rights				No. (a)	As a % of total shares held (b)	No. (a)	As a % of total shares held (b)		
(I)	(II)	(III)	(IV)	(V)	(VI)	(VII) = IV + V + VI	(VIII)	Class X	Class Y	Total	(IX)	(X)	(XI) = (VII) + (X) as a % of (A+B+C)	(XII)		(XIII)		(XIV)
(b)	NBFC registered with RBI	9	138412	0	0	138412	0.68	138412	0	138412	0.68	0	0.68	0	0.00	0	0.00	138412
(C)	Employees Trusts	0	0	0	0	0	0.00	0	0	0	0.00	0	0.00	0	0.00	0	0.00	0
(d)	Overseas Depositories (holding DR) balancing figure	0	0	0	0	0	0.00	0	0	0	0.00	0	0.00	0	0.00	0	0.00	0
(e)	Any other	4400	4681353	0	0	4681353	22.93	4681353	0	4681353	22.93	0	22.93	0	0.00	0	0.00	4515620
	Clearing Members	110	123023	0	0	123023	0.60	123023	0	123023	0.60	0	0.60	0	0.00	0	0.00	123023
	Director or Director's relative	2	3174	0	0	3174	0.00	0.02	0	3174	0.02	0	0.02	0	0.00	0	0.00	3162
	HUF	1833	300827	0	0	300827	1.47	300827	0	300827	1.47	0	1.47	0	0.00	0	0.00	300827
	LLP	25	952162	0	0	952162	4.66	952162	0	952162	4.66	0	4.66	0	0.00	0	0.00	829437
	Amarjoti Vanijya LLP	1	392270	0	0	392270	1.92	392270	0	392270	1.92	0	1.92	0	0.00	0	0.00	392270
	Makrana Tradecom LLP	1	348357	0	0	348357	1.71	348357	0	348357	1.71	0	1.71	0	0.00	0	0.00	348357
	Non resident Indians	1436	271090	0	0	271090	1.33	271090	0	271090	1.33	0	1.33	0	0.00	0	0.00	270944
	Trusts	2	35505	0	0	35505	0.17	35505	0	35505	0.17	0	0.17	0	0.00	0	0.00	6
	Bodies Corporate	991	2916360	0	0	2916360	14.28	2916360	0	2916360	14.28	0	14.28	0	0.00	0	0.00	2909010
	Lucky Holdings Pvt Ltd	1	360000	0	0	360000	1.76	360000	0	360000	1.76	0	1.76	0	0.00	0	0.00	360000
	IEPF	1	79211	0	0	79211	0.40	79211	0	79211	0.40	0	0.40	0	0.00	0	0.00	79211
	Sub Total (B)(3)	88289	11368411	0	0	11368411	55.68	11368411	0	11368411	55.68	0	55.68	0	0.00	0	0.00	11024997
	Total public shareholding (B) = (B)(1)+(B)(2)+(B)(3)	88366	12394418	0	0	12394418	60.70	12394418	0	12394418	60.70	0	60.70	0	0.00	0	0.00	12046444




Table IV: Statement showing shareholding pattern of Non promoter Non public shareholder

Category	Category of shareholders	No. of shareholders	No. of fully paid up Equity Shares held	No. of partly paid up Equity Shares held	No. of shares underlying Depository Receipts	Total no. of shares held	Shareholding as a %age of total no. of shares (calculated as per SCRR, 1957) (as a % of (A+B+C2))	No. of voting rights held in each class of securities			No. of shares underlying outstanding convertible securities (including warrants)	Shareholding as % assuming full conversion of convertible securities (as a % of diluted share capital)	No. of locked in shares		No. of shares pledged or otherwise encumbered		No. of Equity Shares held in dematerialised form
								Class X	Class Y	Total			No. (a)	As a % of total shares held (b)	No. (a)	As a % of total shares held (b)	
(I)	(II)	(III)	(IV)	(V)	(VI)	(VII) = IV + V + VI	(VIII)	Class X	Class Y	Total	(IX)	(X)	(XI) = (VII) + (X) as a % of (A+B+C)	(XII)	(XIII)	(XIV)	
1	Custodian / DR Holder	0	0	0	0	0	0.00	0	0	0	0.00	0	0.00	0	0.00	0	0.00
(a)	Name of DR Holder (if any)	0	0	0	0	0	0.00	0	0	0	0.00	0	0.00	0	0.00	0	0.00
2	Employees benefit trust (under SEBI (Share based employee benefit) Regulations, 2014	0	0	0	0	0	0.00	0	0	0	0.00	0	0.00	0	0.00	0	0.00
(b)	Total non promoter non public shareholding (C) = (C)(1) + (C)(2)	0	0	0	0	0	0.00	0	0	0	0.00	0	0.00	0	0.00	0	0.00

*ee*



1. Name of Entity: Prakash Pipes Limited
2. Scrip Code/Name of Scrip/Class of Security: Yet to be listed
3. Share Holding Pattern Filed under: 31b
4. Share Holding Pattern as on : 25-Apr-2019 (After Allotment - fully diluted basis i.e. after assuming full conversion of outstanding FCCBs issued by Prakash Industries Limited
5. **Declaration:** The Listed entity is required to submit the following declaration to the extent of submission of information:-

S. No.	Particulars	Yes/No	
1	Whether the Listed Entity has issued any partly paid up shares?	No	
2	Whether the Listed Entity has issued any Convertible Securities?	No	
3	Whether the Listed Entity has any shares against which depository receipts are issued?	No	
4	Whether the Listed Entity has any shares in locked-in?	Yes	Promoter and Promoter Group
5	Whether any shares held by promoters are pledge or otherwise encumbered?	Yes	Promoter and Promoter Group
6	Whether the Listed Entity has issued any differential Voting Rights?	No	
7	Whether the Listed Entity has issued any Warrants ?	No	






Table I: Summary statement holding of specified securities

Category	Category of shareholders	No. of shareholders	No. of fully paid up Equity Shares held	No. of partly paid up Equity Shares held	No. of shares underlying Depository Receipts	Total no. of shares held	Shareholding as a %age of total no. of shares (calculated as per SCRR, 1957)  (as a % of (A+B+C))	No. of voting rights held in each class of securities			No. of shares underlying outstanding convertible securities (including warrants)	Shareholding as % assuming full conversion of convertible securities (as a % of diluted share capital)	No. of locked in shares		No. of shares pledged		No. of Equity Shares held in dematerialised form	
								Class X	Class Y	Total			(IX)	(X)	No. (a)	As a % of total shares held (b)		No. (a)
(I)	(II)	(III)	(IV)	(V)	(VI)	(VII) = IV + V + VI	(VIII)	Class X	Class Y	Total	(IX)	(X)	(XI) = (VII) + (X) as a % of (A+B+C)	(XII)		(XIII)		(XIV)
(A)	Promoter & Promoter Group	47	8023936	0	0	8023936	37.55	8023936	0	8023936	37.55	0	37.55	313266	3.90	4224394	52.65	7254612
(B)	Public	88367	13345319	0	0	13345319	62.45	13345319	0	13345319	62.45	0	62.45	0	0.00	0	0.00	12997345
(C)	Non promoter non public	0	0	0	0	0	0.00	0	0	0	0.00	0	0.00	0	0.00	0	0.00	0
(C1)	Shares underlying DRs	0	0	0	0	0	0.00	0	0	0	0.00	0	0.00		0.00	0	0.00	0
(C2)	Shares held by Employee trust	0	0	0	0	0	0.00	0	0	0	0.00	0	0.00		0.00	0	0.00	0
	<b>Total</b>	<b>88414</b>	<b>21369255</b>	<b>0</b>	<b>0</b>	<b>21369255</b>	<b>100.00</b>	<b>21369255</b>	<b>0</b>	<b>21369255</b>	<b>100.00</b>	<b>0</b>	<b>100.00</b>	<b>313266</b>	<b>1.47</b>	<b>4224394</b>	<b>19.77</b>	<b>20251957</b>




Table II: Statement showing shareholding pattern of the Promoter and Promoter Group



Category	Category of shareholders	No. of shareholders	No. of fully paid up Equity Shares held	No. of partly paid up Equity Shares held	No. of shares underlying Depository Receipts	Total no. of shares held	Shareholding as a %age of total no. of shares (calculated as per SCRR, 1957)	No. of voting rights held in each class of securities			No. of shares underlying outstanding convertible securities (including warrants)	Shareholding as % assuming full conversion of convertible securities (as a % of diluted share capital)	No. of locked in shares		No. of shares pledged or otherwise encumbered		No. of Equity Shares held in dematerialised form	
								(as a % of (A+B+C))	No. of voting rights				Total as % of (A+B+C)	No. (a)	As a % of total shares held (b)	No. (a)		As a % of total shares held (b)
									Class X	Class Y								
A(I)	Indian																	
(a)	Individuals/ HUF	5	1160550	0	0	1160550	5.43	1160550	0	1160550	5.43	0	5.43	313266	26.99	0	0.00	1160550
	Ved Prakash Agarwal	1	65860	0	0	65860	0.31	65860	0	65860	0.31	0	0.31	65860	100.00	0	0.00	65860
	Ved Prakash Agarwal HUF	1	276079	0	0	276079	1.29	276079	0	276079	1.29	0	1.29	247406	89.61	0	0.00	276079
	Mohini Agarwal	1	765482	0	0	765482	3.58	765482	0	765482	3.58	0	3.58	0	0.00	0	0.00	765482
	Vikram Agarwal	1	50812	0	0	50812	0.24	50812	0	50812	0.24	0	0.24	0	0.00	0	0.00	50812
	Kanha Agarwal	1	2317	0	0	2317	0.01	2317	0	2317	0.01	0	0.01	0	0.00	0	0.00	2317
(b)	Central Govt / State Govt	0	0	0	0	0	0	0	0	0	0	0	0	0	0	0	0	0
(c)	Financial Institutions / Banks	0	0	0	0	0	0	0	0	0	0	0	0	0	0	0	0	0
(d)	Any other	42	6863386	0	0	6863386	32.12	6863386	0	6863386	32.12	0	32.12	0	0	4224394	61.55	6094062
	Bodies Corporate	34	6437450	0	0	6437450	30.12	6437450	0	6437450	30.12	0	30.12	0	0	4154394	64.53	5762126
	Aircon Systems India Pvt Ltd	1	12000	0	0	12000	0.06	12000	0	12000	0.06	0	0.06	0	0.00	0	0.00	0
	Ambrosia Commerce Pvt Ltd	1	242062	0	0	242062	1.13	242062	0	242062	1.13	0	1.13	0	0.00	171875	71.00	204562
	Dhruv Commerce Pvt Ltd	1	152687	0	0	152687	0.71	152687	0	152687	0.71	0	0.71	0	0.00	39312	25.75	152687
	Essential Electronics Pvt Ltd	1	87425	0	0	87425	0.41	87425	0	87425	0.41	0	0.41	0	0.00	74662	85.40	87425
	Evershine Mercantile Pvt Ltd	1	240212	0	0	240212	1.12	240212	0	240212	1.12	0	1.12	0	0.00	202712	84.39	202712



Category	Category of shareholders	No. of shareholders	No. of fully paid up Equity Shares held	No. of partly paid up Equity Shares held	No. of shares underlying Depository Receipts	Total no. of shares held	Shareholding as a %age of total no. of shares (calculated as per SCRR, 1957) (as a % of (A+B+C))	No. of voting rights held in each class of securities			No. of shares underlying outstanding convertible securities (including warrants)	Shareholding as % assuming full conversion of convertible securities (as a % of diluted share capital)	No. of locked in shares		No. of shares pledged or otherwise encumbered		No. of Equity Shares held in dematerialised form			
								Class X	Class Y	Total			(IX)	(X)	(XI) = (VII) + (X) as a % of (A+B+C)	No. (a)		As a % of total shares held (b)	No. (a)	As a % of total shares held (b)
	Excel Fincap Pvt Ltd	1	12766	0	0	12766	0.06	12766	0	12766	0.06	0	0.06	0	0.00	12762	99.97	12766		
	Focus Securities and Credits Pvt Ltd	1	182500	0	0	182500	0.85	182500	0	182500	0.85	0	0.85	0	0.00	131250	71.92	131250		
	Four Wings Marketing Pvt Ltd	1	12712	0	0	12712	0.06	12712	0	12712	0.06	0	0.06	0	0.00	12712	100.00	12712		
	GMK Builders Pvt Ltd	1	1020598	0	0	1020598	4.78	1020598	0	1020598	4.78	0	4.78	0	0.00	310750	30.45	908098		
	Goel Containers Pvt Ltd	1	172335	0	0	172335	0.81	172335	0	172335	0.81	0	0.81	0	0.00	0	0.00	172335		
	Hissar Tubes Pvt Ltd	1	97500	0	0	97500	0.46	97500	0	97500	0.46	0	0.46	0	0.00	97500	100.00	97500		
	Hi-tech Mercantile Pvt Ltd	1	375086	0	0	375086	1.76	375086	0	375086	1.76	0	1.76	0	0.00	375086	100.00	375086		
	New Era Commerce and Securities Pvt Ltd	1	26998	0	0	26998	0.13	26998	0	26998	0.13	0	0.13	0	0.00	26987	99.96	26998		
	Ocean Ispat Pvt Ltd	1	37500	0	0	37500	0.18	37500	0	37500	0.18	0	0.18	0	0.00	0	0.00	0		
	Pareek Overseas Pvt Ltd	1	150013	0	0	150013	0.70	150013	0	150013	0.70	0	0.70	0	0.00	3386	2.26	112513		
	Prakash Capital Services Ltd	1	188558	0	0	188558	0.88	188558	0	188558	0.88	0	0.88	0	0.00	188550	100.00	188558		
	Prakash Industrial Finance Ltd	1	113118	0	0	113118	0.53	113118	0	113118	0.53	0	0.53	0	0.00	88000	77.79	88118		
	Premier Fincap Pvt Ltd	1	99125	0	0	99125	0.46	99125	0	99125	0.46	0	0.46	0	0.00	99125	100.00	99125		
	Grimenet Global Ltd	1	409872	0	0	409872	1.92	409872	0	409872	1.92	0	1.92	0	0.00	395687	96.54	409872		
	Prime Mercantile Pvt Ltd	1	462682	0	0	462682	2.17	462682	0	462682	2.17	0	2.17	0	0.00	39425	8.52	346933		

Category	Category of shareholders	No. of shareholders	No. of fully paid up Equity Shares held	No. of partly paid up Equity Shares held	No. of shares underlying Depository Receipts	Total no. of shares held	Shareholding as a % of total no. of shares (calculated as per SCRR, 1957) (as a % of (A+B+C))	No. of voting rights held in each class of securities			No. of shares underlying outstanding convertible securities (including warrants)	Shareholding as % assuming full conversion of convertible securities (as a % of diluted share capital)	No. of locked in shares		No. of shares pledged or otherwise encumbered		No. of Equity Shares held in dematerialised form		
								Class X	Class Y	Total			(IX)	(X)	(XI) = (VII) + (X) as a % of (A+B+C)	(XII)		(XIII)	(XIV)
(I)	(II)	(III)	(IV)	(V)	(VI)	(VII) = IV + V + VI	(VIII)	Class X	Class Y	Total	(IX)	(X)	(XI) = (VII) + (X) as a % of (A+B+C)	(XII)	(XIII)	(XIV)			
	Prospero Securities Pvt Ltd	1	76475	0	0	76475	0.36	76475	0	76475	0.36	0	0.36	0	0.00	76475	100.00	76475	
	Rourkela Steel Pvt Ltd	1	178391	0	0	178391	0.83	178391	0	178391	0.83	0	0.83	0	0.00	61325	34.38	140891	
	Shikha Mercantile Pvt Ltd	1	8825	0	0	8825	0.04	8825	0	8825	0.04	0	0.04	0	0.00	0	0.00	0	
	Shree Labh Lakshmi Capital Services Pvt Ltd	1	288933	0	0	288933	1.35	288933	0	288933	1.35	0	1.35	0	0.00	231408	80.09	232683	
	Sring Mercantile Pvt Ltd	1	12362	0	0	12362	0.06	12362	0	12362	0.06	0	0.06	0	0.00	12362	100.00	12362	
	Style Leasing and Finance Pvt Ltd	1	139300	0	0	139300	0.65	139300	0	139300	0.65	0	0.65	0	0.00	108050	77.57	108050	
	Sunvin Trading and Investment Pvt Ltd	1	156250	0	0	156250	0.73	156250	0	156250	0.73	0	0.73	0	0.00	145914	93.38	156250	
	Techdrive Software Ltd	1	144443	0	0	144443	0.68	144443	0	144443	0.68	0	0.68	0	0.00	21131	14.63	144443	
	Tools India Pvt Ltd	1	112612	0	0	112612	0.53	112612	0	112612	0.53	0	0.53	0	0.00	112612	100.00	112612	
	Unity Mercantile Pvt Ltd	1	31446	0	0	31446	0.15	31446	0	31446	0.15	0	0.15	0	0.00	31437	99.97	31446	
	Vanshi Farms Pvt Ltd	1	108494	0	0	108494	0.51	108494	0	108494	0.51	0	0.51	0	0.00	70987	65.43	70994	
	Vision Mercantile Pvt Ltd	1	270837	0	0	270837	1.27	270837	0	270837	1.27	0	1.27	0	0.00	233337	86.15	233337	
	Welter Securities Ltd	1	625833	0	0	625833	2.93	625833	0	625833	2.93	0	2.93	0	0.00	592075	94.61	625833	
	Samyak Securities Pvt Ltd	1	187500	0	0	187500	0.88	187500	0	187500	0.88	0	0.88	0	0.00	187500	100.00	187500	
	Limited Liability Partnership	8	425936	0	0	425936	1.99	425936	0	425936	1.99	0	1.99	0	0.00	70000	18.02	331936	
	Chaibasa Steel LLP	1	31250	0	0	31250	0.15	31250	0	31250	0.15	0	0.15	0	0.00	0	0.00	0	

Category	Category of shareholders	No. of shareholders	No. of fully paid up Equity Shares held	No. of partly paid up Equity Shares held	No. of shares underlying Depository Receipts	Total no. of shares held	Shareholding as a %age of total no. of shares (calculated as per SCRR, 1957)	No. of voting rights held in each class of securities			No. of shares underlying outstanding convertible securities (including warrants)	Shareholding as % assuming full conversion of convertible securities (as a % of diluted share capital)	No. of locked in shares		No. of shares pledged or otherwise encumbered		No. of Equity Shares held in dematerialised form	
								(as a % of (A+B+C))	No. of voting rights				Total as % of (A+B+C)	No. (a)	As a % of total shares held (b)	No. (a)		As a % of total shares held (b)
									Class X	Class Y								
	Suvarna Marketing LLP	1	11875	0	0	11875	0.06	11875	0	11875	0.06	0	0.06	0	0.00	0	0.00	0
	Dhruv Commerce LLP	1	70000	0	0	70000	0.33	70000	0	70000	0.33	0	0.33	0	0.00	70000	100.00	70000
	Essential Electronics LLP	1	25000	0	0	25000	0.12	25000	0	25000	0.12	0	0.12	0	0.00	0	0.00	0
	Hissar Tubes LLP	1	71251	0	0	71251	0.33	71251	0	71251	0.33	0	0.33	0	0.00	0	0.00	71251
	Premier Fincap LLP	1	56310	0	0	56310	0.26	56310	0	56310	0.26	0	0.26	0	0.00	0	0.00	56310
	Spring Mercantile LLP	1	122750	0	0	122750	0.57	122750	0	122750	0.57	0	0.57	0	0.00	0	0.00	96875
	Four Wings Marketing LLP	1	37500	0	0	37500	0.18	37500	0	37500	0.18	0	0.18	0	0.00	0	0.00	37500
	<b>Sub-total A(1)</b>	<b>47</b>	<b>8023936</b>	<b>0</b>	<b>0</b>	<b>8023936</b>	<b>37.55</b>	<b>8023936</b>	<b>0</b>	<b>8023936</b>	<b>37.55</b>	<b>0</b>	<b>37.55</b>	<b>313266</b>	<b>3.90</b>	<b>4224394</b>	<b>52.65</b>	<b>7254612</b>
A(2)	Foreign																	
(a)	Individuals (Non resident Individuals / Foreign Individuals)																	
(b)	Government	0	0	0	0	0	0	0	0	0	0	0	0	0	0	0	0	0
(c)	Institutions	0	0	0	0	0	0	0	0	0	0	0	0	0	0	0	0	0
(d)	Foreign Portfolio Investors	0	0	0	0	0	0	0	0	0	0	0	0	0	0	0	0	0
(e)	Any others (Foreign Bodies Corporate)	0	0	0	0	0	0	0	0	0	0	0	0	0	0	0	0	0
	<b>Sub-total A(2)</b>	<b>0</b>	<b>0</b>	<b>0</b>	<b>0</b>	<b>0</b>	<b>0</b>	<b>0</b>	<b>0</b>	<b>0</b>	<b>0</b>	<b>0</b>	<b>0</b>	<b>0</b>	<b>0</b>	<b>0</b>	<b>0</b>	<b>0</b>





Category	Category of shareholders	No. of share-holders	No. of fully paid up Equity Shares held	No. of partly paid up Equity Shares held	No. of shares underlying Depository Receipts	Total no. of shares held	Shareholding as a %age of total no. of shares (calculated as per SCRR, 1957) (as a % of (A+B+C))	No. of voting rights held in each class of securities			No. of shares underlying outstanding convertible securities (including warrants)	Shareholding as % assuming full conversion of convertible securities (as a % of diluted share capital)	No. of locked in shares		No. of shares pledged or otherwise encumbered		No. of Equity Shares held in dematerialised form	
								Class X	Class Y	Total			No. (a)	As a % of total shares held (b)	No. (a)	As a % of total shares held (b)		
(I)	(II)	(III)	(IV)	(V)	(VI)	(VII) = IV + V + VI	(VIII)	Class X	Class Y	Total	(IX)	(X)	(XI) = (VII) + (X) as a % of (A+B+C)	(XII)	(XIII)	(XIV)		
	Total shareholding of Promoter and Promoter Group (A) = (A)(1) + (A)(2)	47	8023936	0	0	8023936	37.55	8023936	0	8023936	37.55	0	37.55	313266	3.90	4224394	52.65	7254612






Table III: Statement showing shareholding pattern of public shareholder

Category	Category of shareholders	No. of shareholders	No. of fully paid up Equity Shares held	No. of partly paid up Equity Shares held	No. of shares underlying Depository Receipts	Total no. of shares held	Shareholding as a %age of total no. of shares (calculated as per SCRR, 1957) (as a % of (A+B+C2))	No. of voting rights held in each class of securities			No. of shares underlying outstanding convertible securities (including warrants)	Shareholding as % assuming full conversion of convertible securities (as a % of diluted share capital)	No. of locked in shares		No. of shares pledged or otherwise encumbered		No. of Equity Shares held in dematerialised form	
								Class X	Class Y	Total			No. (a)	As a % of total shares held (b)	No. (a)	As a % of total shares held (b)		
(I)	(II)	(III)	(IV)	(V)	(VI)	(VII) = IV + V + VI	(VIII)	Class X	Class Y	Total	(IX)	(X)	(XI) = (VII) + (X) as a % of (A+B+C)	(XII)	(XIII)	(XIV)		
1	<b>Institutions</b>																	
(a)	Mutual Funds	8	44985	0	0	44985	0.21	44985	0	44985	0.21	0	0.21	0	0.00	0	0.00	40761
(b)	Venture Capital Fund	0	0	0	0	0	0	0	0	0	0	0	0	0	0.00	0	0.00	0
(c)	Alternative Investment Fund	0	0	0	0	0	0	0	0	0	0	0	0	0	0.00	0	0.00	0
(d)	Foreign venture capital investor	0	0	0	0	0	0	0	0	0	0	0	0	0	0.00	0	0.00	0
(e)	Foreign portfolio investor	53	980509	0	0	980509	4.59	980509	0	980509	4.59	0	4.59	0	0.00	0	0.00	980509
		1	285058	0	0	285058	1.33	285058	0	285058	1.33	0	1.33	0	0.00	0	0.00	285058
		1	378600	0	0	378600	1.77	378600	0	378600	1.77	0	1.77	0	0.00	0	0.00	378600
(f)	Financial Institutions / Banks	14	476	0	0	476	0.00	476	0	476	0.00	0	0.00	0	0.00	0	0.00	165
(g)	Insurance Companies	2	37	0	0	37	0.00	37	0	37	0.00	0	0.00	0	0.00	0	0.00	12
(h)	Provident funds / pension funds	0	0	0	0	0	0	0	0	0	0	0	0	0	0.00	0	0.00	0
(i)	Any other	0	0	0	0	0	0	0	0	0	0	0	0	0	0.00	0	0.00	0
	<b>Sub Total (B)(1)</b>	<b>77</b>	<b>1026007</b>	<b>0</b>	<b>0</b>	<b>1026007</b>	<b>4.80</b>	<b>1026007</b>	<b>0</b>	<b>1026007</b>	<b>4.80</b>	<b>0</b>	<b>4.80</b>	<b>0</b>	<b>0.00</b>	<b>0</b>	<b>0.00</b>	<b>1021447</b>
2	Central government / state government / President of India	0	0	0	0	0	0	0	0	0	0	0	0	0	0.00	0	0.00	0
	<b>Sub Total (B)(2)</b>	<b>0</b>	<b>0</b>	<b>0</b>	<b>0</b>	<b>0</b>	<b>0</b>	<b>0</b>	<b>0</b>	<b>0</b>	<b>0</b>	<b>0</b>	<b>0</b>	<b>0</b>	<b>0.00</b>	<b>0</b>	<b>0.00</b>	<b>0</b>
3	Non Institutions	0	0	0	0	0	0	0	0	0	0	0	0	0	0.00	0	0.00	0
(a)	Individual shareholders holding nominal share capital upto Rs. 2.00 lac	83870	5810088	0	0	5810088	27.19	5810088	0	5810088	27.19	0	27.19	0	0.00	0	0.00	5632406
	Individual shareholders holding nominal share capital in excess of Rs. 2.00 lac	10	738559	0	0	738559	3.46	738559	0	738559	3.46	0	3.46	0	0.00	0	0.00	738559
	Jhunjhunwala Rakesh Radheshyam	1	312500	0	0	312500	1.46	312500	0	312500	1.46	0	1.46	0	0.00	0	0.00	312500

Category	Category of shareholders	No. of shareholders	No. of fully paid up Equity Shares held	No. of partly paid up Equity Shares held	No. of shares underlying Depository Receipts	Total no. of shares held	Shareholding as a %age of total no. of shares (calculated as per SCRR, 1957) (as a % of (A+B+C2))	No. of voting rights held in each class of securities			No. of shares underlying outstanding convertible securities (including warrants)	Shareholding as % assuming full conversion of convertible securities (as a % of diluted share capital)	No. of locked in shares		No. of shares pledged or otherwise encumbered		No. of Equity Shares held in dematerialised form	
								No. of voting rights	Total as % of total voting rights				No. (a)	As a % of total shares held (b)	No. (a)	As a % of total shares held (b)		
(I)	(II)	(III)	(IV)	(V)	(VI)	(VII) = IV + V + VI	(VIII)	Class X	Class Y	Total	(IX)	(X)	(XI) = (VII) + (X) as a % of (A+B+C)	(XII)		(XIII)		(XIV)
(b)	NBFC registered with RBI	9	138412	0	0	138412	0.65	138412	0	138412	0.65	0	0.65	0	0.00	0	0.00	138412
(c)	Employees Trusts	0	0	0	0	0	0	0	0	0	0	0	0	0.00	0	0.00	0	
(d)	Overseas Depositories (holding DR) balancing figure	0	0	0	0	0	0	0	0	0	0	0	0	0.00	0	0.00	0	
(e)	Any other	4401	5632254	0	0	5632254	26.36	5632254	0	5632254	26.36	0	26.36	0	0.00	0	0.00	5466521
	Clearing Members	110	123023	0	0	123023	0.58	123023	0	123023	0.58	0	0.58	0	0.00	0	0.00	123023
	Director or Director's relative	2	3174	0	0	3174	0.01	0.02	0	3174	0.01	0	0.01	0	0.00	0	0.00	3162
	HUF	1833	300827	0	0	300827	1.41	300827	0	300827	1.41	0	1.41	0	0.00	0	0.00	300827
	LLP	25	952162	0	0	952162	4.46	952162	0	952162	4.46	0	4.46	0	0.00	0	0.00	829437
	Amarjoti Vanijya LLP	1	392270	0	0	392270	1.84	392270	0	392270	1.84	0	1.84	0	0.00	0	0.00	392270
	Makrana Tradecom LLP	1	348357	0	0	348357	1.63	348357	0	348357	1.63	0	1.63	0	0.00	0	0.00	348357
	Non resident Indians	1436	271090	0	0	271090	1.27	271090	0	271090	1.27	0	1.27	0	0.00	0	0.00	270944
	Trusts	2	35505	0	0	35505	0.17	35505	0	35505	0.17	0	0.17	0	0.00	0	0.00	6
	Bodies Corporate	991	2916360	0	0	2916360	13.65	2916360	0	2916360	13.65	0	13.65	0	0.00	0	0.00	2909010
	Lucky Holdings Pvt Ltd	1	360000	0	0	360000	1.68	360000	0	360000	1.68	0	1.68	0	0.00	0	0.00	360000
	IEPF	1	79211	0	0	79211	0.37	79211	0	79211	0.37	0	0.37	0	0.00	0	0.00	79211
	Convertible FCCB Holders	1	950901	0	0	950901	4.45	950901	0	950901	4.45	0	4.45	0	0.00	0	0.00	950901
	<b>Sub Total (B)(3)</b>	<b>88290</b>	<b>12319312</b>	<b>0</b>	<b>0</b>	<b>12319312</b>	<b>57.65</b>	<b>12319312</b>	<b>0</b>	<b>12319312</b>	<b>57.65</b>	<b>0</b>	<b>57.65</b>	<b>0</b>	<b>0.00</b>	<b>0</b>	<b>0.00</b>	<b>11975898</b>
	<b>Total public shareholding (B) = (B)(1)+(B)(2)+(B)(3)</b>	<b>88367</b>	<b>13345319</b>	<b>0</b>	<b>0</b>	<b>13345319</b>	<b>62.45</b>	<b>13345319</b>	<b>0</b>	<b>13345319</b>	<b>62.45</b>	<b>0</b>	<b>62.45</b>	<b>0</b>	<b>0.00</b>	<b>0</b>	<b>0.00</b>	<b>12997345</b>




Table IV: Statement showing shareholding pattern of Non promoter Non public shareholder

Category	Category of shareholders	No. of shareholders	No. of fully paid up Equity Shares held	No. of partly paid up Equity Shares held	No. of shares underlying Depository Receipts	Total no. of shares held	Shareholding as a %age of total no. of shares (calculated as per SCRR, 1957) (as a % of (A+B+C2))	No. of voting rights held in each class of securities			No. of shares underlying outstanding convertible securities (including warrants)	Shareholding as % assuming full conversion of convertible securities (as a % of diluted share capital)	No. of locked in shares		No. of shares pledged or otherwise encumbered		No. of Equity Shares held in dematerialised form	
								Class X	Class Y	Total			No. of voting rights	Total as % of total voting rights	No. (a)	As a % of total shares held (b)		No. (a)
(I)	(II)	(III)	(IV)	(V)	(VI)	(VII) = IV + V + VI	(VIII)	Class X	Class Y	Total	(IX)	(X)	(XI) = (VII) + (X) as a % of (A+B+C)	(XII)		(XIII)		(XIV)
1	Custodian / DR Holder	0	0	0	0	0	0.00	0	0	0	0.00	0	0.00	0	0.00	0	0.00	0
(a)	Name of DR Holder (if any)	0	0	0	0	0	0.00	0	0	0	0.00	0	0.00	0	0.00	0	0.00	0
2	Employees benefit trust (under SEBI (Share based employee benefit) Regulations, 2014	0	0	0	0	0	0.00	0	0	0	0.00	0	0.00	0	0.00	0	0.00	0
(b)	Total non promoter non public shareholding (C) = (C)(1) + (C)(2)	0	0	0	0	0	0.00	0	0	0	0.00	0	0.00	0	0.00	0	0.00	0

*[Handwritten signature]*

