

VALUE UNBOUND

ANNUAL REPORT 2022-23



WHAT'S INSIDE?

Corporate Overview

A Pursuit For Progressive Growth 02

Key Performance Indicators 04

Pioneering Excellence. Fostering Values. 06

Driving Growth Through
Distinctive Advantages 07

A Journey Of Unleashing Prosperity
and Redefining Value 08

Driving Towards a Responsible
Growth and Sustainable Future 10

Management Discussion and Analysis 12

Directors' Report 16

Independent Auditor's Report 42

Balance Sheet 50

Statement of Profit and loss 51

Statement of Changes in Equity 52

Statement of Cash Flow 53

Notes on Financial Statements 54

Notice of Annual General Meeting 83

Statutory Reports

Financial Statements

CORPORATE INFORMATION

Board of Directors

Mr. V. P. Agarwal - Chairman

Mr. Kanha Agarwal - Managing Director

Mr. Vikram Agarwal - Director

Dr. S. L. Keswani - Independent Director

Dr. S.C. Gosain - Independent Director

Mrs. Parveen Gupta - Independent Director

Company Secretary

Mr. Jagdish Chandra

Statutory Auditors

Chaturvedi & Co.

Chartered Accountants

Bankers

Kotak Mahindra Bank

IDBI Bank

ICICI Bank

Registered Office

Darjiyan Wali Gali,

Rayya Teh-Baba Bakala,

Amritsar-143112 (Punjab)

Corporate Office

Srivan

Bijwasan, New Delhi - 110 061

Works

5 Km Stone

Moradabad Road, Kashipur

U.S. Nagar, Uttarakhand-244713

Website

www.prakashplastics.in

Email

pplho@prakash.com

A PURSUIT FOR PROGRESSIVE GROWTH

Reflecting on the highlights of FY23, Prakash Pipes showcases remarkable strides and a steadfast pursuit of excellence in the PVC pipes & fittings & flexible packaging industry.



Financial Highlights

₹709.2 Cr ↑ 15%
Revenue

₹104.8 Cr ↑ 30%
EBITDA

₹71.3 Cr ↑ 52%
Profit after tax (PAT)

33% ↑ 13%
RoCE

-111.5 Cr*
Net debt

₹29.81
Increase in EPS 52.32%



Operational Highlights

2
Manufacturing units

>650
Employees

>600
Dealers & retailers of PVC pipes & fittings

>200
Numbers of customers in flexible packaging

60,000 MTPA
Production capacity of the PVC pipes unit

19,200 MTPA
Production capacity of the flexible packaging unit

* Net Debt= Long Term Borrowings + Short Term Borrowings - Cash and Bank Balance
(Negative Net Debt represents surplus cash & bank balance)



Sustainability Highlights

>30 lakh litres

Water Recycled

>35 lakh

Mid-day meals organised through Food For Life

>250

Saplings planted in 30 acres of land in Uttarakhand

>500 MT

Post-production flexible plastic waste recycled and reprocessed

>1500 MT

Post-production rigid PVC plastic waste recycled and reprocessed



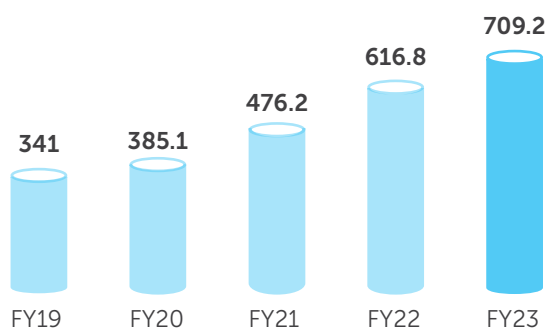
KEY PERFORMANCE INDICATORS



Amidst challenging external business obstacles, Prakash Pipes displayed remarkable performance and demonstrated unyielding strength in FY23. The Company made decisions that were in the best interest of its stakeholders, which resulted in resilient performance and added value for them.

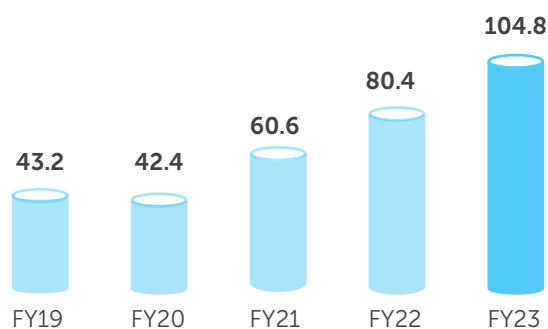
Revenue from Operations (₹ in Crores)

CAGR 20%



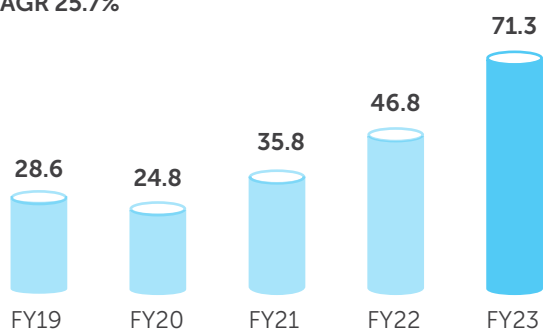
EBITDA (₹ in Crores) and EBITDA Margin (%)

CAGR 24.8%



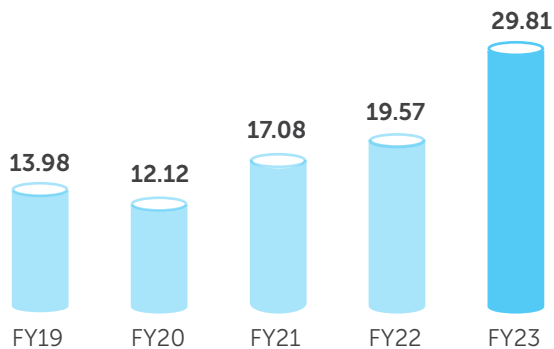
Profit after Tax (PAT) (₹ in Crores) and PAT Margin (%)

CAGR 25.7%



Earnings Per Share (EPS) (₹)

(₹)



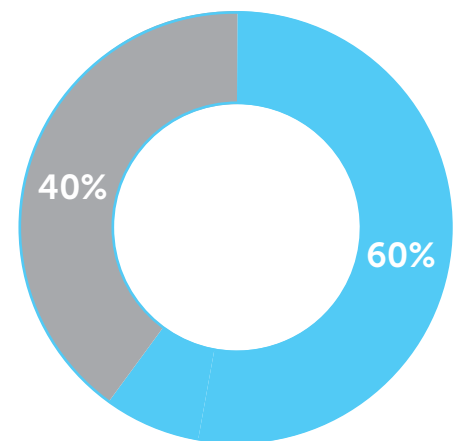
Growth out of Accruals

Year	FY19	FY20	FY21	FY22	FY23
Accruals* (₹crore)	20.66	16.29	49.10	67.81	75.11
Investment	19.95	15.32	32.93	35.69	-
Investment in capacity addition as a % of accruals	97	94	67	53	-

* Accruals = Opening Cash + Net Cash from Operating Activities + Net Cash from Financing Activities

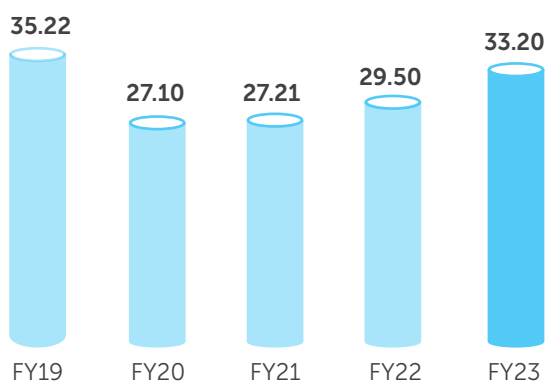
Investment = Net Cash used in Investing Activities

Revenue Mix FY23



- PVC Pipes and Fittings
- Flexible Packaging

ROCE



PIONEERING EXCELLENCE. FOSTERING VALUES.

**40+**Years of
Excellence

Prakash Pipes is a pioneering manufacturing company that has established itself as a trusted brand in the PVC pipes & fittings, as well as the flexible packaging industry. Since its inception in 1980, the Company has exhibited an innovative outlook with a strong emphasis on quality and customer satisfaction. Due to its strong brand reputation built over years of delivering exceptional quality, the Company has instilled trust among the customers, thus influencing their purchasing decisions.

Prakash Pipes has gained recognition as one of the top players in North India and a reliable provider of PVC pipes & fittings. The diverse product portfolio includes Agri Pipes, Column Pipes, Plumbing Pipes, Casing Pipes, SWR Pipes and Garden Pipes, catering to various applications in irrigation, drainage, housing and sanitation.

Expanding into the booming flexible packaging industry, Prakash Pipes has become India's fastest-growing flexible packaging company. Equipped with state-of-the-art manufacturing facilities and advanced printing capabilities, along with a team of innovative professionals, it offers high-performance barrier films and laminates. These are designed for packaging applications in various sectors including FMCG, food, beverage, oil, personal care, infrastructure, and pharmaceuticals.

Additionally, the Company is committed to environmental sustainability, with their plants in Kashipur, Uttarakhand, featuring extensive plantation drives on over 50% of the

land area. Prakash Pipes also takes immense measures to ensure its commitment to Plastic Waste Management and Extended Producer Responsibility (EPR).

Building a Culture of Responsibility and Excellence

Prakash Pipes is dedicated to transforming into a dynamic and knowledge-driven organisation. The Company's primary objective is to establish itself as the most reliable supplier in the market, renowned for delivering exceptional quality products to its valued customers. The Company aspires to become a leading producer of PVC pipes & fittings and packaging, focusing on maintaining a competitive edge in terms of cost-efficiency while simultaneously generating value for all its stakeholders.

Moreover, Prakash Pipes prioritises the growth and well-being of its employees, fostering an environment that encourages personal and professional development. The Company's core values include utmost satisfaction for customers and suppliers, equal opportunities for human resources development, building symbiotic relationships with its vendors care. The Company also emphasizes on care and compassion for employees, teamwork, social responsibility, and transparency. With a strong commitment to excellence, innovation, and ethical practices, the Company aims to achieve sustainable growth while making a positive impact on all its stakeholders.



Certifications

ISO 9001:2015

Standard quality maintenance

ISO 22000:2018

Food safety management

BRCGS – 'A' Grade

Global standard for packaging and packaging materials.

Sedex Smeta 4 Pillar

Global best practices in labour standards, health & safety, environmental performance & business ethics

DRIVING GROWTH THROUGH DISTINCTIVE ADVANTAGES



1. Strong Financial Position with a Net Debt-Free Balance Sheet

Prakash Pipes maintains a sturdy financial position with a balance sheet free from any debt obligations which helps the Company to pursue steady growth opportunities with confidence. It also demonstrates the Company's financial strength and its ability to withstand economic downturns and industry challenges.



2. Consistent Generation of Positive Cash Flows

Prakash Pipes consistently generates positive cash flows, indicating strong financial performance and stability. With this, the Company instills confidence in stakeholders and positions itself as a stable and secure entity within the industry.



3. Internal Accruals Utilised for Capital Expenditures

The Company utilises its internal accruals to fund capital expenditures. This approach highlights Prakash Pipes' prudent financial management and self-sufficiency in financing both its expansion projects and infrastructure improvements.



4. Building Customer Trust through Uncompromised Quality and On-time Delivery

Prakash Pipes has earned a reputation for delivering products of quality and ensuring on-time delivery. This dedication to customer satisfaction has built trust among its customers.



5. Focus on Steady and Sustainable Growth

Prakash Pipes prioritises long-term success by implementing practices that not only drive financial performance but also ensure environmental sustainability and social responsibility. This creates a positive impact on the industry and the communities they serve.



6. Strengthened Recognition of the Prakash Brand

Through decades of quality assurance and research and development, Prakash Pipes has established itself as a strong and reputed brand. Its commitment to delivering exceptional customer service and superior products has earned a strong trust among its stakeholders.



7. Operational Efficiencies Derived through Backward and Forward Integration

Being strategically backward and forward integrated gives Prakash Pipes a significant level of control and influence throughout its supply chain, ensuring streamlined operations and enhanced efficiency.

A JOURNEY OF UNLEASHING PROSPERITY AND REDEFINING VALUE

Dear Stakeholders,

We stand tall, having been built upon the bedrock of values we've cultivated throughout the entire year. I'm grateful to be able to share this moment with you and say a few words about our remarkable journey in this fiscal year which has been filled with many learnings and immense opportunities of growth.

Weathering Challenges, Embracing Opportunities

During FY23, the Indian economy showcased robust growth, driven by various sectors rebounding from the pandemic-induced slowdown. Despite the supply-chain disruptions, surging raw material prices and geopolitical tensions in the global economy, Prakash Pipes not only weathered the storm but also achieved recovery and progress. This success can be attributed to our strategic capacity expansion, volume growth and the continuous strong demand from the infrastructure and housing sector, further bolstered by improved customer affordability.

Resilient Growth in the PVC Pipes & Fittings Industry

As we step into FY24, the PVC pipes & fittings industry in India anticipates remarkable growth. It is projected that the volume of PVC Pipes & Fittings production will witness an increase of 13-15%. Furthermore, the revenue generated from this growth is expected to rise by 5-8%, reflecting on the industry's resilience and potential. Looking ahead, the overall PVC pipes & fittings industry in India is on an


upward trajectory, with the projected value set to reach an impressive \$10.9 billion. This remarkable growth is estimated to be driven by a CAGR of 10.30% from FY22 to FY27.

With India's economic growth remaining optimistic in 2024, we are prepared to leverage the opportunities created by the government's increased capex allocation, particularly in the construction and infrastructure sector. The construction industry in India is forecasted to grow by 12% in FY24, reaching ₹45,907 billion.

The success of our business was further fueled by various government initiatives like the Jal Jeevan Mission (JJM), Pradhan Mantri Awas Yojana - Urban (PMAY-U), Gati Shakti plan and National Infrastructure Pipeline (NIP). These initiatives, coupled with increased consumer spending and a revival in industrial activities, played a pivotal role in propelling the recovery and progress in our business.

Expanding Horizons of the Flexible Packaging Market

In the flexible packaging industry, our significant volume growth acted as a catalyst, reinforcing the overall operational profitability. Additionally, by embracing the principles of Plastic Waste Management and Extended Producer Responsibility, we have taken initiatives to ensure sustainability and environmental stewardship. The prudent utilisation of cutting-edge technologies has enhanced production efficiency and contributed to the reduction of our ecological footprint.



Moreover, the flexible packaging market in India is anticipated to witness substantial growth, with a projected CAGR of 12.60% during the period from 2022 to 2027. As a result of this impressive growth rate, the market's size is expected to expand significantly, with an estimated increase to \$18.65 billion.

Forging Ahead: Unfolding Values to Our Stakeholders

Driven by relentless dedication, innovation and a customer-centric approach, we step into the upcoming year with confidence. Looking forward, we are positioned to harness the value we have carefully formulated, thereby reaping its numerous benefits. With the anticipation of growth in the agricultural sector in India, we are ready to address future production demands and assume a significant role in high-growth areas like irrigation and drainage. Moreover, in line

with the world's increasing awareness of sustainability, we expect a surge in demand from the flexible packaging industry.

Our goal is to enhance volume growth, thereby unveiling new dimensions of prosperity while redefining the value we provide to our stakeholders and society. Together, we are charting a path that transcends limitations, embracing a future where the potential of prosperity knows no bounds.

Warm regards,

Kanha Agarwal,
Managing Director



DRIVING TOWARDS A RESPONSIBLE GROWTH AND SUSTAINABLE FUTURE

1. Pioneering sustainable solutions

Prakash Pipes is at the forefront of developing sustainable solutions by incorporating industry best practices throughout their operations. The Company adopts a sustainable approach in the manufacturing process of PVC pipes & fittings and flexible packaging products, with the aim of minimising environmental impacts. Prakash Pipes are committed to consistently reducing their environmental footprint through process control, optimized resource consumption, technology upgrades, and the implementation of environmentally safe practices. The employees involved in these efforts undergo comprehensive training. In addition to this, the Company is committed to complying with the relevant environmental legislation and regulations.

- Prakash Pipes takes the lead in fulfilling its Extended Producer's Responsibility (EPR) as mandated by the Plastic Waste Management (Amendment) Rules of 2022. The Company diligently takes part in various initiatives to effectively manage waste by adopting a comprehensive approach of recycling, reprocessing and reusing plastic waste generated
- In the PVC pipes & fittings division, Prakash Pipes have accomplished a remarkable feat by achieving 100% recycling of process waste. This was achieved through the re-grinding and reuse of PVC pipe rejects and process waste, ensuring maximum utilisation of resources and waste minimisation.
- Similarly, the Company accomplished 100% recycling of Blown Poly film waste by utilising the online re-pelletisation of side trims, rejects and process waste. This innovative method allowed for the reuse of these materials in blown film production, thereby extending its life cycle promoting sustainability.
- Prakash Pipes excels in the reprocessing of laminate waste by transforming it into lumps. These lumps are subsequently sold to manufacturers of various products such as hose pipes, chairs, flower pots, roadside barriers and plastic bricks. This novel approach not only effectively manages laminate waste but also contributes to the circular economy by repurposing materials for new applications.
- The Company has established an advanced effluent treatment plant that operates with zero liquid discharge. This plant efficiently treats hazardous water with high Total Dissolved Solids (TDS) and brings it down to the level of 500-550 TDS, while maintaining pH levels between 6 and 9. Moreover, the use of ultra-filtration technology and heaters enables evaporation, resulting in zero liquid discharge.


100%

 Recycling in PVC Pipes
& Fittings division

100%

 Recycling of Blown
Poly Film waste

80%

 Reprocessing of Multi
Layer Plastic

- To ensure zero air pollution, Prakash Pipes utilises gas-based thermic fluid heaters in its operations. This choice of equipment helps mitigate harmful emissions and promotes a cleaner working environment.
- Power efficiency meters are employed to continuously monitor and optimise power consumption in machines. This proactive approach enables the Company to efficiently utilise energy resources and contribute to overall sustainability efforts.
- An annual Energy Audit conducted by BEE certified auditors plays a crucial role in measuring energy efficiency. This comprehensive evaluation not only helps identify areas for improvement but also uncovers further possibilities for reducing power consumption, thus aligning Prakash Pipes with its commitment to responsible energy management.

2. Prioritising environmental stewardship

Prakash Pipes not only contributes to the business and economic landscape but also demonstrates its dedication to building a greener tomorrow. The Company undertakes impactful green initiatives that focus on essential aspects such as soil moisture retention, bio-productivity enhancement and soil erosion control measures.

To accomplish these goals, Prakash Pipes has taken proactive steps by initiating a plantation drive, successfully planting and nurturing over 250 tree saplings. This significant effort spans over more than 50% of the plant area in Kashipur, Uttarakhand, covering over 30 acres of land. Prakash Pipes allocated only half of the land for commercial activities, reserving the remaining portion for preserving the vibrant green belt surrounding the plant. This conscious decision reflects the Company's dedication of preserving the natural environment and its steadfast commitment to safeguarding and nurturing this flourishing ecosystem.

MANAGEMENT DISCUSSION AND ANALYSIS

1. Indian economy

After overcoming various impediments, India is now in the spotlight, demonstrating strong momentum towards regaining its pre-pandemic growth trajectory. As the fastest-growing economy, India is estimated to have achieved a real GDP growth rate of 7% in 2022, with a nominal GDP reaching \$3.4 trillion as of March 2023. This achievement has propelled India to surpass the UK and secure its position as the fifth-largest economy.

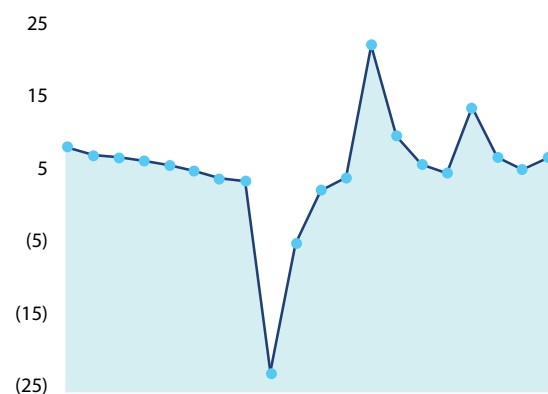
(Source: [Press Information Bureau PIB](#))

India witnessed a remarkable surge of \$770 billion in services exports encompassing IT and various professional services such as accounting, audit, research and development, quality assurance and after-sales services. Moreover, set a significant goal of achieving \$2 trillion in exports by 2030, which has accelerated efforts to enhance merchandise exports and strengthen manufacturing units in India.

However, the year has not been without its challenges for India. As a consequence of the Russia-Ukraine war, India also witnessed crude oil price volatility and high inflation rates. This collapse in the trade balance occurred during the April-December period of FY23, causing the trade deficit to increase to \$118 billion from \$57 billion for the same period in FY22. Despite this, the country exhibited resilience and managed to change the trade patterns, thus expanding its GDP by 13.50% in Q1 FY23 and 6.3% during Q2 FY23.

(Source: [Live Mint](#) – 24th February 2023)

Covid-19 & Russia Ukraine war



(Source: [Ministry of Statistics and Programme Implementation](#))

The Indian agricultural sector sustained a 4.6%¹ growth rate over the last six years, facilitated by schemes promoting agricultural development, agri insurance, increased Minimum Support Price (MSP) and Agri credit, which accelerated the PVC industry's expansion. The government also undertook other initiatives like the allocation of \$1.2² billion loan agreement for infrastructure development. These initiatives focus on projects like highway development in Assam and Tripura, metro rail connectivity in Chennai and enhancing connectivity with key economic areas in Maharashtra.

Besides this, India's digital architecture, governance initiatives, vaccine diplomacy and effective Covid-19 prevention measures have also contributed to the country's social and economic recovery.

1.1. Outlook

India's economic growth for FY24 is expected to be optimistic, with a projected GDP growth rate of 6-6.8%³. The Union Budget FY24 reflects this positive outlook, with a significant increase in the capital investment outlay, set at ₹10 trillion, marking a 33% increase over the previous year. This demonstrates the government's commitment to meeting domestic demand sustainably and creating more employment opportunities.

The focus on higher capital expenditure (Capex), well-capitalised public sector banks, and increased credit growth to the MSME sector are driving factors aimed at boosting economic growth. The inflation rate is predicted to decrease from 6.8%⁴ in FY23 to 5% in FY24, according to the IMF.

In FY24, the agricultural sector is projected to witness a growth rate of 3.6%⁵, with fisheries and animal husbandry making a higher contribution. The industry and services sectors are also expected to experience growth rates of 5.8% and 7.6%, respectively.

The government plans to drive investment and development in the construction sector. Consequently, the construction industry in India is expected to grow by 12.0%⁶ in FY24, reaching ₹45,907 billion. With the increased capital expenditure allocation, steady growth is anticipated in the construction industry for FY24, with a projected growth momentum of 9.9% during FY23-FY27. The construction outlay is estimated to reach ₹66,954.8 billion by FY27.

(Source: ¹ Ministry of Finance

² Research and Markets

³ Ministry of Finance

⁴ The Hindu

⁵ The World Bank

⁶ Research and Markets

⁷ Liver mint)

2. Indian PVC pipes & fittings industry

2.1. Industry overview

The Indian Polyvinyl Chloride (PVC) industry is experiencing accelerated growth, driven by the increasing demand for PVC pipes & fittings in the construction and agriculture sectors. The Union Budget FY23 and various government initiatives have further amplified the Indian PVC market, with significant budget allocations for construction, infrastructure, water supply, irrigation and housing schemes. The volume growth of the PVC pipes industry is projected to reach a decade-high rate of 22-24%⁷ after a moderate Compound Annual Growth Rate (CAGR) of 2% over the past three years, with revenue increasing by 8-10% during FY23.

Despite the decline in PVC prices and the subsequent impact on the value of pipes and fittings, manufacturers in the Indian PVC sector have witnessed substantial sales growth in the first two quarters of FY23. From April to November 2022, the cost of PVC resin decreased by 45% or ₹66 per kg, adversely affecting PVC pipes & fittings manufacturers. However, a recovery of ₹15 per kg in December 2022, coupled with increased restocking by consumers and retail chains, has led to a resurgence in PVC prices. The strong demand from the infrastructure and housing sectors has contributed to maintaining a robust growth momentum in the PVC industry, supported by affordable raw material prices.

2.2. Market drivers

The rise in population and infrastructure development has fuelled demand for pipes in sectors like water supply, sewage, drainage and irrigation. This has encouraged research and development in PVC products, leading to the introduction of PVC-O (oriented) pipes with superior physical and mechanical properties.

The Government initiatives and schemes to improve the infrastructure, water supply and sewage facilities created new opportunities for the implementation of PVC pipes & fittings for various applications. The Government has decided to impose anti-dumping duties on imports of CPVC resin and its compounds from China and Korea between 2020 and 2025. This will have a direct positive impact on local manufacturers.

The Government's focus on promoting the domestic electronics manufacturing industry and increased public expenditure on healthcare, along with significant budget allocations to the Ministry of Health and Family Welfare, are expected to drive demand for PVC pipes & fittings in the electronics and healthcare sectors. These factors collectively contribute to the projected growth of the PVC market in India.

2.3. Government initiatives

- The Union Budget FY23-24 by the Government of India has allotted a substantial amount of ₹70,000 crore for the Jal Jeevan Mission (JJM), aimed at providing clean drinking water to every rural household. This budget allocation increase is crucial, depicting a 17% increase from the previous fiscal year's budget. By the end of FY23, the 'Har Ghar Jal' has reached a significant milestone by reaching 11.66 crore (60%) rural households.

(Source: [Hindustan Times](#) – 10th May 2023)


- As of December 7, 2022, the Ministry of Housing and Urban Affairs (MoHUA) achieved a significant milestone by sanctioning 2.10 crore households under the Pradhan Mantri Awas Yojana - Urban (PMAY-U). Building upon the remarkable achievements in this initiative, the Government of India has allotted a substantial amount of ₹79,000 crore, reflecting a notable 62% increase from the previous fiscal year's Union Budget (FY22).

(Source: [The Print](#))

- Prime Minister Krishi Sinchayee Yojana, aimed at achieving the vision of 'Har Khet ko pani' and enhancing water use efficiency with the mantra of 'More crop per drop'. In the Union Budget FY24, the allocation for this scheme has been increased by 21% to Rs. 8,587 crores.

(Source: [PRS India](#))

- The growth of the piping industry is expected to receive further support from other government initiatives, such as the Atal Mission for Rejuvenation and Urban Transformation (AMRUT), Swachh Bharat Mission and Pradhan Mantri Krishi Sinchayee Yojana (PMKSY).
- The introduction of the Gati Shakti plan, a National Master plan for multimodal connectivity, aims to enhance logistics efficiency and improve infrastructure connectivity across the country.
- The Indian logistics market is projected to grow from \$160 billion to \$215 billion by 2024, with a CAGR of 10.5%. The government's National Logistics Policy (NLP) is focused on reducing logistics costs, achieving seamless movement of goods, and creating employment opportunities.
- The National Infrastructure Pipeline (NIP) for FY20-25, with an investment projection of around ₹111 lakh crore, aims to develop world-class infrastructure, improve quality of life and generate employment.



2.4. Outlook

The Indian PVC industry anticipates a volume growth of 13-15% and revenue growth of 5-8% in FY24. The overall PVC market is projected to reach \$10.9 billion with a CAGR of 10.3% during FY22-FY27. This growth is driven by increased budget allocations for government schemes in water supply, irrigation, housing, and infrastructure.

The demand for PVC pipes, particularly in agriculture, water supply, irrigation, and sewage applications, is expected to grow between 22-24%. Industrial and residential plumbing applications also contribute to the demand.

Despite price fluctuations, PVC resin production in India is estimated to grow at a CAGR of 7% during FY22-FY27, reaching a volume of 5,300.79 KMT by FY27. The Indian resin industry is moving towards self-sufficiency, as reported by Procurement Resources.

(Source: [Procurement Resource](#))

3. Indian flexible packaging industry

3.1. Industry overview

The paper and packaging industry in India is the fifth-largest, offering pricing levels 40% cheaper than European countries. Flexible packaging dominates the industry, comprising 64% of total packaging. This is due to its economic, non-rigid, and customisable nature using lightweight materials like plastic films, paper and aluminium foils.

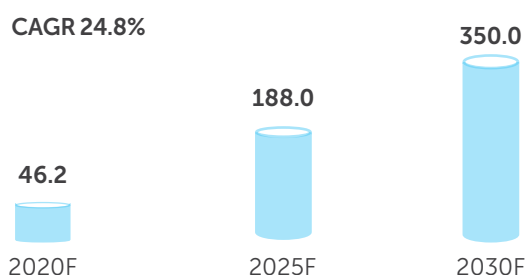
The flexible packaging sector has a reduced environmental footprint, using 70% less plastic and generating 60% fewer greenhouse gas emissions during production. The Indian flexible packaging market⁸ was valued at ₹615.27 billion in FY21, projected to grow at a CAGR of 13.12% during FY22-FY27 to reach ₹1491.56 billion by FY27. Factors driving this growth include evolving consumer lifestyles, e-commerce expansion, and a preference for sustainable.

(Source: ⁸ Mordor Intelligence)

3.2. Market drivers

The Indian flexible packaging industry has witnessed a significant growth and development in the past decade. The surge in the industry can be attributed to various factors. The booming e-commerce market in India, projected to reach \$350⁹ billion by 2030, has created a substantial demand for flexible packaging products. The online grocery market, expected to reach \$26.93 billion with a CAGR of 33%, further contributes to this demand.

Indian E-commerce Market (US\$ billion)



(Source: [IBEF's E-commerce report](#))

Moreover, India's prominence as the "pharmacy of the world" and its leadership in the global pharmaceutical industry, with a high number of USFDA-compliant manufacturing facilities and significant API production, drives the need for flexible packaging in the pharmaceutical sector.

Additionally, the FMCG industry in India, which ranks as the fourth largest sector of the economy, has witnessed notable expansion. Starting from \$110¹⁰ billion in FY20, it has grown at a CAGR of 14.9% and is projected to reach \$220 billion by FY25. Notably, the food services and online food delivery segment have emerged as a prominent trend in the FMCG industry, estimated to reach \$34.6 billion by FY23 with a CAGR of 19.8% during FY23-FY27, eventually reaching \$71.6 billion by FY27. With the government's conscious development plans, there is further potential for growth in the FMCG sector, particularly in online food ordering and grocery markets.

The personal care industry in India is expected to reach \$38 billion by 2028, driven by increased awareness of personal hygiene and the growing penetration of e-commerce. Overall, these factors contribute to the robust growth of the Indian flexible packaging industry.

(Source: ¹⁰-IBEF

¹¹ IMARC)

3.3. Government initiatives

- The Government of India undertook the National Packaging Initiative to enhance the Indian packaging sector. This focuses primarily on promoting the packaging sector with appropriate facilities.
- Remission of Duties and Taxes on Exported Products (RoDTEP) Scheme is a major step taken to boost Indian exports. From December 2022, chemical and pharmaceutical products are also added to the list of eligible export item. Due to this expanded list of eligible export items, there is an increasing demand in the packaging industry.
- The 'Make in India' initiative positively made a huge difference to the manufacturing units in India. It increased the infrastructure facilities, improved export facilities and advanced technology adoption. This directly or indirectly improved the potential demand of flexible packaging industries.



- The increase in Foreign Direct Investments (FDIs) and Production Linked Incentives (PLI) across multiple sectors are other government initiatives that are likely to contribute to the overall growth and provide a significant boost to the Indian Packaging industry.

3.4. Outlook

India's flexible packaging market is expected to grow at a CAGR of 13.12% between 2022 and 2027, and the size of the market is forecast to increase by \$18.65 billion. The booming e-commerce market and the increasing usage of online food delivery services due to urbanisation and busy lifestyles contribute to this growth. The demand for sustainable and cost-effective packaging solutions drives the preference for flexible materials.

Additionally, industrial consumption of flexible packaging is rising, especially among companies adopting eco-friendly and cost-effective packaging. Flexible packaging offers the best properties of films and plastic, making it an ideal alternative packaging solution. This trend is

expected to continue across various sectors, from FMCG to pharmaceuticals, as it improves product quality, value and marketability.

4. Financial performance

4.1. Revenue

Revenue from operations reported a 15% growth from ₹616.75 crore in FY22 to ₹709.21 crore in FY23.

4.2. Expenses

Total expenses of the Company increased by 16.04% from ₹552.70 crore in FY22 to ₹641.34 crore in FY23. Raw material costs, accounting for a 81.96% share of the Company's total expenses, increased 10.11% from ₹477.39 crore in FY22 to ₹525.65 crore in FY23. Employee expenses, accounting for a 4.84% share of the Company's total expenses, increased 17.60% from ₹26.42 crore in FY22 to ₹31.07 crore in FY23.

4.3. Key ratios

Particulars	FY23	FY22
EBITDA Margin (%)	14.77	13.05
Net Profit Margin (%)	10.05	7.59
EBITDA/Net interest ratio	33.69	33.25
Debt-equity ratio (x)	Nil	Nil
Return on equity (%)	25.59	19.81
Book value per share ₹	116.48	98.38
Earnings per share ₹	29.81	19.57
Debtors' turnover (days)	32	28
Inventory turnover (days)	38	44
Current Ratio (x)	4.15	3.06

5. Risks and concerns

Risk, as the embodiment of business uncertainty impacting corporate performance, is an inherent and essential facet of our operations. The Company employs a comprehensive and integrated risk management process that identifies, categorizes, and prioritizes operational, financial, and strategic risks. This process underscores our commitment to dedicating substantial time, effort, and human resources towards effectively managing and mitigating these identified risks, ensuring the safeguarding of our business endeavors and enhancing our capacity for sustainable growth.

6. Internal control systems and their adequacy

The Company's internal audit system has been continuously monitored and updated to ensure that assets are safeguarded, established regulations are complied with and pending issues are addressed promptly. The audit committee reviews reports presented by the

internal auditors on a routine basis. The committee makes note of the audit observations and takes corrective actions, if necessary. It maintains a constant dialogue with statutory and internal auditors to ensure that internal control systems are operating effectively.

7. Cautionary statement

The report contains forward-looking statements that may be identified by their use of words such as 'plans,' 'expects,' 'will,' 'anticipates,' 'intends,' 'projects,' 'estimates' or other words of similar meaning. All statements that address expectations or projections about the future, including statements about the Company's strategy for growth, market position, expenditures, and financial results are forward-looking statements. Forward-looking statements are based on certain assumptions and expectations of future events. The Company cannot guarantee that these assumptions and expectations are accurate or will be realised.

Directors' Report

Dear Shareholders,

Your Directors have pleasure in presenting the 6th Annual Report on the business & operations of the Company together with the Audited Statement of Financial Accounts for the Year ended 31st March, 2023.

FINANCIAL RESULTS

(₹ in lakh)

	For the year ended 31 st March 2023	For the year ended 31 st March 2022
Net Sales	70,921	61,675
Other Income	2,161	308
Total Income	73,082	61,983
EBITDA	10,477	8,047
Depreciation	1,218	1,092
Financial Expenses	311	242
Profit before Tax	8,948	6,713
Provision for Taxes	1,819	2,033
Profit After Tax	7,129	4,680
Other Comprehensive Income	(8)	(18)
Total Comprehensive Income	7,121	4,662

PERFORMANCE

During the year under review, the Company has achieved highest ever Net Sales of ₹709 crore as against ₹617 crore in the previous year reflecting growth of 15% over the previous year. The EBITDA for the year was ₹105 crore as against ₹80 crore in the previous year, up by 30% over the previous year. After providing for interest, depreciation and tax, the profit after tax of the Company also grew by 52% from ₹47 crore to ₹71 crore resulting in EPS of ₹30 in the current year. EBITDA for the year includes profit of ₹16 crore from sale of some assets.

During the year, the PVC pipes & fittings division registered sales volume growth of 23% over the last financial year. The stability in PVC resin prices supported by underlining demand momentum from real estate, agriculture and infrastructure sectors provided strong growth impetus. Further, the Government's continuing focus on various initiatives, like Jal Jeevan Mission, Swatch Bharat Abhiyan, Sanitation, affordable housing and smart cities is also driving the demand for PVC Pipes products.

During the year, the Flexible Packaging division also registered sales volume growth of 24% over the last financial year. The Division is closely working with customers and developing customised solutions for them. The Company expects to achieve growth in this business due to increased customer base in India and abroad.

FUTURE PROSPECTS

The domestic plastic pipes and fittings industry is likely to cross ₹500 billion mark by FY2024, growing at a CAGR of 12-14%. The Indian industry enjoys competitive edge owing to cost-effective production, cheap labour, and easy availability of raw materials. The government's continuing focus on expanding areas under irrigation and increasing

urban infrastructure spending which augment the demand for water supply and sanitation along with affordable housing projects in urban, semi-urban and rural areas is also thriving the demand for the plastic pipe industry in the country. In this direction, the government has also allocated ₹700 billion to PM Jal Jeevan Mission and ₹790 billion to PM Awas Yojana in the Union Budget 2023-24.

The domestic packaging industry is expected to achieve significant growth in response to shifting consumer preferences, changing lifestyles, increased hygiene awareness, convenience and higher disposable income in the hands of the consumers. In particular, Flexible packaging has become the most sought-after form of packaging for the products belonging to food, pharmaceuticals, beverages, FMCG and other sectors. Further, flexible packaging is more economical as it reduces the packaging and logistics costs due to reduced weight and volume.

DIVIDEND

The Board of Directors of your Company are pleased to recommend a dividend of ₹1.20 per Equity Share of the face value of ₹10 each (i.e. @ 12%) payable to shareholders whose names appear in the Register of members as on book closure/record date.

The dividend, if approved by the members, would involve a cash outflow of ₹287 lakh.

ENVIRONMENT

Your Company has always laid emphasis on its environmental commitment towards the society, including its customers, clients, employees, workers and public. The Company takes effective steps to spread the environmental awareness among its employees and motivates them to work in an environmentally responsible manner. The Company

ensures compliance with all applicable environmental laws at its plants, which results in providing safe and healthy workplaces to its employees.

Company is leader in implementation of initiatives towards Plastic Waste Management by recycling, re-processing and reusing the plastic waste generated at shop floor as required under guidelines on Extended Producer's Responsibility of Plastic Waste Management Rule (PWMR) 2016 issued under Environmental (Protection) Act, 1986 (29 of 1986) vide notification dated 18th March, 2016 and amended from time to time.

In addition to complying with all applicable environmental laws and regulations, Company is committed to:

- 100% recycling of PVC Pipes Rejects/Process Waste in PVC pipes & fittings Division
- 100% recycling of Polyethylene film Rejects/Wastage
- Re-processing of Multilayer Plastic Rejects/Wastage for use in other applications.
- Maintaining Zero Liquid Discharge through **Effluent Treatment Plant** (ETP) for treatment of waste water and re-use.
- Maintaining for zero air pollution through installation of Gas based thermic fluid heater.
- Adopt the latest environment improvement and management technologies i.e. high efficient emission & effluent control devices for environment conservation.
- Optimum use of the resources by increasing efficiency and implementing the energy conservation and water conservation practices

The Company is responsibly disposing plastic wastes either by re-processing in-house or through certified plastic recyclers.

MATERIAL CHANGES AND COMMITMENTS AFFECTING THE FINANCIAL POSITION OF THE COMPANY

There were no material changes and commitments affecting the financial position of the Company between the end of the financial year and the date of the report.

DETAILS OF SIGNIFICANT AND MATERIAL ORDERS PASSED BY THE REGULATORS OR COURTS OR TRIBUNALS IMPACTING THE GOING CONCERN STATUS AND COMPANY'S OPERATIONS IN FUTURE

There were no significant and material orders passed by any Regulators or Courts or Tribunal impacting the going concern status of the Company during the financial year 2022-23.

CHANGE IN NATURE OF BUSINESS, IF ANY

There is no change in the nature of business in the financial year 2022-23.

DETAILS OF SUBSIDIARY COMPANIES, JOINT VENTURES AND ASSOCIATE COMPANIES

During the year ended 31st March, 2023 there were no Subsidiary, Joint Venture and Associate Company of Prakash Pipes Limited.

AMOUNT CARRIED TO ANY RESERVE (IF ANY)

The Company transferred an amount of ₹60 crore to its general reserve.

AMOUNT TRANSFERRED TO INVESTOR EDUCATION AND PROTECTION FUND (IEPF)

Pursuant to applicable provisions of the Companies Act, 2013 ("Act") read with the Investor Education and Protection Fund Authority (Accounting, Audit, Transfer and Refund) Rules, 2016 ("IEPF Rules") during the financial year under review, Company had transferred ₹95,053.20 for the dividend on 79,211 shares transferred to IEPF.

BOARD EVALUATION

During the year, the evaluation of the annual performance of individual directors including the Chairman of the Company and the Independent Directors, Board and Committees of the Board was carried out from time to time under the provisions of the act and relevant rules and the corporate governance requirements as prescribed under Regulation 17 of Listing Regulations, 2015 and the circular issued by SEBI with respect to guidance note on board evaluation.

In a separate meeting of Independent Directors, performance of Non Independent Directors and performance of the Board as a whole was evaluated. Further, they also evaluated the performance of the Chairman of the Company, taking into account the views of the Executive Directors and Non-executive Directors.

THE BOARD AND COMMITTEES OF THE BOARD AND MEETINGS THEREOF

The Board and Committees of the Board of Directors are constituted in line with the provisions of the Companies Act, 2013 and applicable regulations of SEBI (Listing Obligations and Disclosure Requirements) Regulations, 2015.

The details of the Meetings of the Board and Committees held during the financial year 2022-23 are given in the separate section of Corporate Governance Report.

DECLARATION BY INDEPENDENT DIRECTORS

The Company has received declaration from all the Independent Directors of the Company confirming that they meet with the criteria of independence as prescribed under sub-section (6) of Section 149 of the Companies Act, 2013 read with rule 6 of the Companies (Appointment and Qualification of Director) Rules, 2014 and Regulation 25(8) of SEBI (Listing Obligations and Disclosure Requirements) Regulations, 2015.

FAMILIARISATION PROGRAMME FOR THE INDEPENDENT DIRECTORS

In compliance with the requirements of Regulation 25(7) of the Listing Regulations, 2015, the Company has put in place a Familiarisation Programme for the Independent Directors to familiarise them with the Company, their roles, rights, responsibilities in the Company, nature of the industry in which the Company operates and business model of the Company etc. The details of familiarisation programs held during the year are available on the website of the Company viz. www.prakashplastics.in.

DIRECTORS AND KEY MANAGERIAL PERSONNEL

The following persons are the Key Managerial Personnel of the Company as per the provisions of Section 203 of the Companies Act, 2013.

- i) Shri Kanha Agarwal, Managing Director and Chief Executive Officer
- ii) Shri Dalip Kumar Sharma, Chief Financial Officer
- iii) Shri Jagdish Chandra, Company Secretary and Compliance Officer

In accordance with the provisions of the Companies Act, 2013 and Articles of Association of the Company, Shri Kanha Agarwal retires by rotation at the ensuing Annual General Meeting and being eligible, offers himself for reappointment.

Shri Sonu Sharma resigned as Company Secretary and Compliance Officer of the Company with effect from close of business hours on 10th January 2023.

Shri Jagdish Chandra was appointed as Compliance Officer of the Company with effect from 11th January, 2023 and further appointed as Company Secretary and Compliance Officer with effect from 14th February, 2023.

CORPORATE SOCIAL RESPONSIBILITY

Corporate Social Responsibility has also been an integral part of the Company's business. The Company's initiatives towards fulfilling its Corporate Social Responsibility include providing food to needy people and safe drinking water facilities around its plant, environmental sustainability and generating employment opportunities for local people.

In compliance with the requirements of Section 135 of the Companies Act, 2013 read with Companies (Corporate Social Responsibility Policy) Rules, 2014, the Board of Directors have constituted a Corporate Social Responsibility Committee. The details of membership of the committee and the meetings held are detailed in the Corporate Governance Report, forming part of this report.

The Annual Report on Corporate Social Responsibility activities is annexed to this report as Annexure I.

Corporate Social Responsibility policy of the company is available on the website of the company viz. www.prakashplastics.in.

DEPOSITS

Company has not accepted any deposits during the year under review.

DIRECTORS' RESPONSIBILITY STATEMENT

Pursuant to Section 134 (5) of the Companies Act, 2013 (Act), the Board of Directors, to the best of their knowledge and ability, confirm that:

- I. in the preparation of the annual accounts, the applicable standards have been followed and there are no material departures,
- II. they have selected such accounting policies and applied them consistently and made judgments and estimates that are reasonable and prudent so as to give a true and fair view of the state of affairs of the Company at the end of the financial year and of the profit of the Company for that period,
- III. they have taken proper and sufficient care for the maintenance of adequate accounting records in accordance with the provisions of the Act for safeguarding the assets of the Company and for preventing and detecting fraud and other irregularities,
- IV. they have prepared the accounts on a going concern basis,
- V. They have laid down internal financial controls to be followed by the Company and that such internal financial controls are adequate and were operating effectively.
- VI. they have devised proper systems to ensure compliance with the provisions of all applicable laws and that such systems were adequate and operating effectively

AUDITORS & AUDITORS REPORTS

i) Statutory Auditors

The Board of Directors have re-appointed M/s Chaturvedi & Co., Chartered Accountants, (FRN:302137E) as Statutory Auditors of the Company to hold office from the conclusion of Sixth (6th) Annual General Meeting of the Company upto the conclusion of the Eleventh (11th) Annual General Meeting of the Company to be held in 2028 subject to the approval of the Members of the Company at ensuing Annual General Meeting as per provisions of the Companies Act, 2013. Appropriate resolution seeking re-appointment of Statutory Auditors of the Company for further five years, is included in the Notice convening the 6th AGM of the Company.

The Notes on financial statement referred to in the Auditors' Report are self-explanatory and therefore, do not call for any further explanation or comments from the Board under section 134(3) of the Companies Act, 2013.

ii) Secretarial Auditors

Pursuant to the provisions of Section 204 of the Companies Act, 2013 and the Companies (Appointment and Remuneration of Managerial Personnel) Rules, 2014, the Board of Directors had appointed M/s B.K. Bohra & Associates, Practicing Company Secretaries to undertake the Secretarial Audit of the Company for financial year 2023-24. The Secretarial Audit Report for the Financial Year 2022-23 is annexed herewith as Annexure II in prescribed

format MR- 3 as per Companies Act, 2013 and under SEBI Listing Regulations. The Secretarial Auditors have given observation as mentioned in their report.

iii) Cost Auditors

Pursuant to Section 148(1) of the Companies Act, 2013 Company is required to maintain cost records as specified by the Central Government and accordingly such accounts and records are made and maintained.

Accordingly the Board of Directors in its meeting held on 23rd May, 2023 has appointed M/s. SKG & Co. (FRN :000418) Cost & Management Accountants, on the recommendation of the Audit Committee, for auditing the cost records of the Company for the financial year 2023-24. Appropriate resolution seeking ratification of the remuneration of Cost Auditors, is included in the Notice convening the 6th AGM of the Company.

CHANGES IN CAPITAL STRUCTURE

During the financial year 2022-23, there is no change in the Authorised and Paid-up Capital structure of the Company.

PARTICULARS OF LOANS, GUARANTEES OR INVESTMENTS

Details of Loans, Guarantees and Investments covered under the provisions of Section 186 of the Companies Act, 2013, if any, are given in the notes to the financial statements.

RELATED PARTY TRANSACTIONS

The Company, during the financial year, entered into contracts or arrangements with related parties which were on arm's length basis. These transactions are not falling under the provisions of Section 188(1) of the Act. All RPT's are placed before the Audit Committee for review on a quarterly basis. All related party transactions entered during the year were in ordinary course of business and on arm's length basis and the same have been disclosed under separate section of the Notes to Financial Statements.

No material related party transactions arising from contracts/ arrangements with related parties referred to in the Section 188(1) of the Companies Act, 2013 were entered during the year by the Company. Accordingly, the disclosure of related party transactions as required under Section 134(3) (h) of the Companies Act, 2013 and rule 8(2) of the Companies (Accounts) Rules, 2014 in Form AOC-2 is not applicable.

The Policy on materiality of related party transactions and dealing with related party transactions is available on the Company's website viz. www.prakashplastics.in.

The details of the related party transactions as required under Section 134(3) (h) r/w Rule 8 (2) of the Companies (Accounts) Rules, 2014 and under Regulation 34(3) & 53(f), Para A of Schedule V of SEBI (LODR) Regulations, 2015 are attached as Annexure III.

VIGIL MECHANISM AND WHISTLE BLOWER POLICY

To create enduring value for all stakeholders and ensure the highest level of honesty, integrity and ethical behavior in all its operations, the Company has adopted voluntarily a

'Whistle Blower Policy'. The details of the Vigil Mechanism and Whistle Blower Policy are available on the website of the Company viz. www.prakashplastics.in.

NOMINATION AND REMUNERATION POLICY

For the purpose of selection of any Director, the Nomination & Remuneration Committee identifies persons of integrity who possess relevant expertise, experience and leadership qualities required for the position. The Committee also ensures that the incumbent fulfills such other criteria with regard to age and other qualifications as laid down under the Companies Act, 2013 and SEBI (Listing Obligation and Disclosure Requirements) Regulations, 2015 or other applicable laws. The Board has voluntarily framed a policy for selection, appointment/ reappointment and remuneration of Directors & Senior Management, which is available on the website of the Company viz. www.prakashplastics.in.

ANNUAL RETURN

Pursuant to the provisions of Section 134 (3) (a) of the Companies Act, 2013, draft Annual Return for the financial year ended 31st March, 2023 made under the provisions of Section 92(3) of the Act is available on the website of the Company viz. www.prakashplastics.in

PARTICULARS OF EMPLOYEES AND RELATED DISCLOSURES

Disclosure pertaining to remuneration and other details required under provisions of Section 197(12) of the Act read with Rule 5(1) of the Companies (Appointment and Remuneration of Managerial Personnel) Rules, 2014, are attached as annexure IV to this report.

In terms of the provisions of Section 197(12) of the Act read with Rules 5(2) and 5(3) of the Companies (Appointment and Remuneration of Managerial Personnel) Rules, 2014, during the financial year 2022-23 there was no employee drawing remuneration in excess of the limits set out in the said rules.

DISCLOSURE UNDER THE SEXUAL HARASSMENT OF WOMEN AT WORKPLACE (PREVENTION, PROHIBITION AND REDRESSAL) ACT, 2013

The Company has adopted a policy on prevention, prohibition and redressal of sexual harassment at workplace in line with the provisions of the Sexual Harassment of Women at Workplace (Prevention, Prohibition and Redressal) Act, 2013 and the Rules thereunder which is available on the website of the company viz. www.prakashplastics.in. During the financial year ended 31st March, 2023, no complaint pertaining to sexual harassment was received by the Company.

CORPORATE GOVERNANCE

Report on Corporate Governance and Certificate of Practicing Company Secretaries regarding compliance of the conditions of Corporate Governance as stipulated in Part C of Schedule V of the Listing Regulations, 2015 with the Stock Exchanges, are enclosed as Annexure V & V-A and V-B respectively to this report.

MANAGEMENT DISCUSSION AND ANALYSIS

The Management Discussion and Analysis on the operations of the Company as prescribed under Part B of Schedule V read with regulation 34 (3) of the Listing Regulations, 2015 is provided in a separate section of Annual Report.

INTERNAL AUDIT AND INTERNAL FINANCIAL CONTROL AND ITS ADEQUACY

The Company believes that internal control is a prerequisite of the principle of Governance and that freedom should be exercised within a framework of checks and balances. The Company has a well-established internal control framework, which is designed to continuously assess the adequacy, effectiveness and efficiency of financial and operational controls. The management is committed to ensure an effective internal control environment, commensurate with the size and complexity of the business, which provides an assurance on compliance with internal policies, applicable laws, regulations and protection of resources and assets.

CONSERVATION OF ENERGY, RESEARCH AND DEVELOPMENT, TECHNOLOGY ABSORPTION AND FOREIGN EXCHANGE EARNINGS AND OUTGO

As required under the provisions of section 134 of the Companies Act, 2013, read with Rule 8 of the Companies (Accounts) Rules, 2014 a statement showing the information relating to Conservation of Energy, Research and Development, Technology Absorption and Foreign Exchange Earning and Outgo annexed as Annexure VI.

ACKNOWLEDGMENTS

Your Directors wish to thank all stakeholders, employees and business partners and Company's bankers for their continued support and valuable co-operation. The Directors also wish to express their gratitude to investors for the faith that they continue to repose in the Company.

By Order of the Board

Date: 23rd May, 2023

Place: New Delhi

Kanha Agarwal

Managing Director & CEO

DIN: 06885529

Vikram Agarwal

Director

DIN:00054125

ANNEXURE I

**Annual Report on Corporate Social Responsibility (CSR) Activities
for the Financial Year ended 31st March, 2023**

(Pursuant to Rule 8 of Companies (Accounts) (Corporate Social Responsibility Policy) Rules, 2014)

1. **A brief outline of the Company's CSR Policy, including overview of projects or programs proposed to be undertaken and a reference to the web-link to the CSR Policy and Projects or programs.**

CSR Policy provides a guideline of the methodologies and areas for choosing and implementing the Company's CSR Projects. The major Sectors covered under the CSR Policy of the company includes eradicating hunger, poverty and malnutrition, providing healthcare, safe drinking water and preservation of water, Promoting education, including special education and employment enhancing vocation skills especially among children, women, elderly, and the differently abled and livelihood enhancement projects, environment protection & preservation and skill development.

2. **Composition of CSR Committee:**

Sl. No.	Name of Director	Designation / Nature of Directorship	Number of meetings of CSR Committee held during the year	Number of meetings of CSR Committee attended during the year
1	Shri Vikram Agarwal	Director (Chairman)	1	1
2	Dr. Satram Lokumal Keswani	Independent Director (Member)	1	1
3	Dr. Satish Chander Gosain	Independent Director (Member)	1	1

3. The CSR Policy of the Company is displayed on Company's website at link- http://prakashplastics.in/pdfs/CSR_Policy.pdf
4. Provide the details of Impact assessment of CSR projects carried out in pursuance of sub-rule (3) of rule 8 of the Companies (Corporate Social Responsibility Policy) Rules, 2014, if applicable (attach the report)

Not applicable for Financial Year 2022-23

5. Details of the amount available for set off in pursuance of sub-rule (3) of rule 7 of the Companies (Corporate Social Responsibility Policy) Rules, 2014 and amount required for set off for the financial year, if any :

Sl. No.	Financial Year	Amount available for set-off from preceding financial years (in ₹)	Amount required to be set-off for the financial year, if any (in ₹)
	2021-22	27.58 lakh	27.58 lakh

6. Average net profit of the company as per section 135(5) : ₹5,207.71 lakh
7. (a) Two percent of average net profit of the company as per section 135(5) : ₹104.15 lakh
- (b) Surplus arising out of the CSR projects or programmes or activities of the previous financial years. : N.A.
- (c) Amount required to be set off for the financial year, if any : ₹27.58 lakh
- (d) Total CSR obligation for the financial year (7a+7b-7c) : ₹76.57 lakh
8. (a) CSR amount spent or unspent for the financial year :

Total Amount Spent for the Financial Year	Amount Unspent (in ₹)				
	Total Amount transferred to Unspent CSR Account as per section 135(6)		Amount transferred to any fund specified under Schedule VII as per second proviso to section 135(5)		
	Amount.	Date of transfer	Name of the Fund	Amount	Date of transfer
177 lakh	N.A.	N.A.	N.A.	N.A.	NA

(b) Details of CSR amount spent against ongoing projects for the financial year :

Not Applicable

(1) Sl. No.	(2) Name of the Project	(3) Item from the list of activities in Schedule VII to the Act	(4) Local area (Yes/No)	(5) Location of the project		(6) Project duration	(7) Amount allocated for the project (in ₹)	(8) Amount spent in the current financial Year (in ₹)	(9) Amount transferred to Unspent CSR Account for the project as per Section 135(6) (in ₹)	(10) Mode of Implementation - Direct (Yes/No)	(11) Mode of Implementation- Through Implementing Agency	
				State	District						Name	CSR Registration number
1.	-	-	-	-	-	-	-	-	-	-	-	-
2.	-	-	-	-	-	-	-	-	-	-	-	-
3.	-	-	-	-	-	-	-	-	-	-	-	-
Total	-	-	-	-	-	-	-	-	-	-	-	-

(c) Details of CSR amount spent against other than ongoing projects for the financial year :

(₹ in lakh)

(1) Sl. No.	(2) Name of the Project	(3) Item from the list of activities in schedule VII to the Act	(4) Local area (Yes/No)	(5) Location of the project		(6) Amount spent in the current financial Year	(7) Mode of Implementation - Direct (Yes/No)	(8) Mode of Implementation- Through Implementing Agency	
				State	District			Name	CSR Registration number
1.	Poverty & malnutrition	Poverty & malnutrition Schedule VII (i)	Yes	Delhi	South Delhi	177	NO	ISKCON Sant Nagar, Delhi	CSR00005241
		Total				177			-

(d) Amount spent in Administrative Overheads : NIL

(e) Amount spent on Impact Assessment, if applicable : Not Applicable

(f) Total amount spent for the Financial Year (8b+8c+8d+8e) : 177.00 lakh

(g) Excess amount for set off, if any : NIL

Sl. No.	Particular	Amount (₹ in lakh)
(i)	Total CSR obligation for the financial year	76.57
(ii)	Total amount spent for the Financial Year	177.00
(iii)	Excess amount spent for the financial year [(ii)-(i)]	100.43
(iv)	Surplus arising out of the CSR projects or programmes or activities of the previous financial years, if any	-
(v)	Amount available for set off in succeeding financial years [(iii)-(iv)]	100.43

9. (a) Details of Unspent CSR amount for the preceding three financial years:

Sl. No.	Preceding Financial Year	Amount transferred to Unspent CSR Account under section 135 (6) (in ₹)	Amount spent in the reporting Financial Year (in ₹)	Amount transferred to any fund specified under Schedule VII as per section 135(6), if any			Amount remaining to be spent in succeeding financial years. (in ₹)
				Name of the Fund	Amount (in ₹)	Date of transfer	
1.	2019-20	NA					
2.	2020-21	NA					
3.	2021-22	NA					

(b) Details of CSR amount spent in the financial year for ongoing projects of the preceding financial year(s):

(1) Sl. No.	(2) Project ID	(3) Name of the Project	(4) Financial Year in which the project was commenced	(5) Project duration	(6) Total amount allocated for the project (in ₹)	(7) Amount spent on the project in the reporting Financial Year (in ₹)	(8) Cumulative amount spent at the end of reporting Financial Year (in ₹)	(9) Status of the project - Completed / Ongoing
NIL								

10. In case of creation or acquisition of capital asset, furnish the details relating to the asset so created or acquired through CSR spent in the financial year

(Asset-wise details) : Not Applicable

(a) Date of creation or acquisition of the capital asset(s).

(b) Amount of CSR spent for creation or acquisition of capital asset.

(c) Details of the entity or public authority or beneficiary under whose name such capital asset is registered, their address etc.

(d) Provide details of the capital asset(s) created or acquired (including complete address and location of the capital asset).

11. Specify the reason(s), if the Company has failed to spend two per cent of the average net profit as per section 135(5). :

Not Applicable

Kanha Agarwal
Managing Director
DIN: 06885529

Vikram Agarwal
Chairman-CSR Committee
DIN:00054125

Annexure-II

Form No. MR-3
SECRETARIAL AUDIT REPORT

[Pursuant to section 204(1) of the Companies Act, 2013 and rule No. 9 of the Companies (Appointment and Remuneration of Managerial Personnel) Rules, 2014]

**SECRETARIAL AUDIT REPORT
FOR THE FINANCIAL YEAR ENDED 31ST MARCH, 2023**

To,
The Members,
Prakash Pipes Limited
Darjiyan Wali Gali, Rayya, Teh. Baba Bakala,
Amritsar (Punjab) 143112.

I, **Bhoopendra Kumar Bohra**, proprietor of **B.K. Bohra & Associates**, have conducted the Secretarial Audit of the compliance of applicable statutory provisions and the adherence to good corporate practices by **Prakash Pipes Limited (CIN: L25209PB2017PLC046660)** (hereinafter called the Company). Secretarial Audit was conducted in a manner that provided me a reasonable basis for evaluating the corporate conducts/ statutory compliances and expressing my opinion thereon.

Based on my verification of the **Prakash Pipes Limited** books, papers, minute books, forms and returns filed and other records maintained by the Company and also the information provided by the Company, its officers, agents and authorized representatives during the conduct of Secretarial Audit, the explanations and clarifications given to me and the representations made by the Management, I hereby report that in my opinion, the Company has, during the audit period covering the Financial Year ended on 31st March, 2023 complied with the statutory provisions listed hereunder and also that the Company has proper Board processes and compliance mechanism in place to the extent, in the manner and subject to the reporting made hereinafter:

I have examined the books, papers, minute books, forms and returns filed and other records maintained by **Prakash Pipes Limited** ("the Company") for the financial year ended on 31st March, 2023 according to the provisions of:

- i) The Companies Act, 2013 (the Act) and the rules made there under;
- ii) The Securities Contracts (Regulation) Act, 1956 ('SCRA') and the rules made there under;
- iii) The Depositories Act, 1996 and the Regulations and Bye- laws framed there under;
- iv) Foreign Exchange Management Act, 1999 and the rules and regulations made there under to the extent of Foreign Direct Investment, Overseas Direct Investment and External Commercial Borrowings;
- v) The following Regulations and Guidelines prescribed under the Securities and Exchange Board of India Act, 1992 ('SEBI Act'):-
 - a) The Securities and Exchange Board of India (Substantial Acquisition of Shares and Takeovers) Regulations, 2011;
 - b) Securities and Exchange Board of India (Prohibition of Insider Trading) Regulations, 2015;
 - c) The Securities and Exchange Board of India (Issue of Capital and Disclosure Requirements) Regulations, 2018 as amended from time to time;
 - d) The Securities and Exchange Board of India (Share Based Employee Benefits) Regulations, 2014 (Not applicable to the Company during the Audit Period);
 - e) The Securities and Exchange Board of India (Issue and Listing of Debt Securities) Regulations, 2008 and The Securities and Exchange Board of India (Issue and Listing of Non-Convertible Securities) Regulations, 2021; (Not applicable to the Company during the audit period);
 - f) The Securities and Exchange Board of India (Delisting of Equity Shares) Regulations, 2009 and The Securities and Exchange Board of India (Delisting of Equity Shares) Regulations, 2021; (Not applicable to the Company during the audit period);
 - g) The Securities and Exchange Board of India (Registrar to an Issue and Share Transfer Agents) Regulations, 1993 as amended from time to time;
 - h) The Securities and Exchange Board of India (Depositories and Participants) Regulations, 2018 as amended from time to time;
 - i) The Securities and Exchange Board of India (Buyback of Securities) Regulations, 2018 (Not applicable to the Company during the Audit Period); and
 - j) The Securities and Exchange Board of India (Listing Obligations and Disclosure Requirements) Regulations, 2015.
- vi) Other laws applicable specifically to the Company as per the representation made by the Management including
 - i) Air (Prevention and Control of Pollution) Act, 1981;
 - ii) Water (Prevention and Control of Pollution) Act, 1974 and Water (Prevention and Control of Pollution) Rules, 1975;
 - iii) Environment Protection Act, 1986;
 - iv) Factories Act, 1948;

For the compliances of Labour Laws & other General Laws my examination and reporting is based on the documents, records and files as produced and shown to me and the information and explanations provided by the Company, its officers, and authorised representatives, including

compliance reports taken on record by the Board of Directors, to the best of my judgment and understanding of the applicability of the different enactments upon the Company, in my opinion there are adequate systems and processes exist in the Company to monitor and ensure compliance with applicable General laws and Labour Laws.

I have also examined compliance with the applicable clauses of the following:

- i. The Listing Agreements entered into by the Company with National Stock Exchange of India Limited and BSE Limited read with the Securities and Exchange Board of India (Listing Obligations and Disclosure Requirements) Regulations, 2015;
- ii. Secretarial Standards issued by The Institute of Company Secretaries of India with respect to Board and General Meetings.

During the period under review and as per the explanations and clarifications given to me and the representation made by the Management, the Company has complied with the provisions of the applicable laws, rules, regulations and guidelines, etc as mentioned above.

During the period under review as per the explanations and financial statements, Company's CSR Obligation during the Financial Year was of ₹104.15 lakh and an amount of ₹27.58 lakh was available to set-off from previous Financial Year, the Company has spent an amount of ₹177.00 lakh during the audit period against the net obligation of 76.57 lakh, an amount of ₹100.43 lakh will be available for set-off in succeeding Financial Years.

I further report that:

The Board of Directors of the Company is duly constituted with proper balance of Executive Directors, Non-Executive

Directors and Independent Directors. The changes, if any in the composition of the Board of Directors that took place during the period under review were carried out in compliance with the provisions of the Act.

Adequate notice is given to all Directors to schedule the Board Meetings, agenda and detailed notes on agenda were sent at least seven days in advance, except notes on items of business which are in the nature of Unpublished Price Sensitive Information have been given at a shorter period of time than stated above, with the consent of a majority of the Directors, which includes one Independent Director and a system exists for seeking and obtaining further information and clarifications on the agenda items before the meeting and for meaningful participation at the meeting.

As per the minutes of the meetings duly recorded and signed by the Chairperson, the decisions were unanimous and no dissenting views were recorded.

As per records there was a delay of one working day in disclosure of record date/ Book Closure date for Annual General Meeting and Dividend for the Year 2022 to stock exchanges which was required to be disclosed by 05th September, 2022 under Regulation 42 of SEBI (LODR) and it was disclosed on 06th September, 2022. The Company has paid required fines imposed by BSE.

I further report that as per the explanations given to me and the representation made by the Management and relied upon by me there are adequate systems and processes in the Company commensurate with the size and operations of the Company to monitor and ensure compliance with applicable laws, rules, regulations and guidelines etc.

I further report that during the audit period the Company no events occurred which had bearing on the Company's affairs in pursuance of the above referred laws, rules, regulations, guidelines, standards etc.

For B.K. Bohra & Associates
(Company Secretaries)

Bhoopendra Kumar Bohra
(Proprietor)

ACS No. 62344

CP No. 23511

UDIN: A062344E000357969

Peer Review Certificate No. : 1997/2022

Place: New Delhi
Date: 23rd May, 2023

Note: This report is to be read with my letter of even date which is annexed as 'ANNEXURE-A' and forms an integral part of this report.

**To,
The Members,
Prakash Pipes Limited**

My report of even date is to be read along with this letter.

1. Maintenance of secretarial record is the responsibility of the management of the Company. My responsibility is to express an opinion on these secretarial records based on my audit.
2. I have followed the audit practices and processes as were appropriate to obtain reasonable assurance about the correctness of the contents of the Secretarial records. The verification was done on test basis to ensure that correct facts are reflected in Secretarial records. I believe that the processes and practices, I followed provide a reasonable basis for my opinion.
3. I have not verified the correctness and appropriateness of financial records and Books of Accounts of the Company.
4. Where ever required, I have obtained the Management representation about the compliance of laws, rules and regulations and happening of events etc.
5. The compliance of the provisions of Corporate and other applicable laws, rules, regulations, standards is the responsibility of management. My examination was limited to the verification of procedures on test basis.
6. The Secretarial Audit report is neither an assurance as to the future viability of the Company nor of the efficacy or effectiveness with which the management has conducted the affairs of the Company.

For B.K. Bohra & Associates
(Company Secretaries)

Bhoopendra Kumar Bohra
(Proprietor)

ACS No. 62344

CP No. 23511

Peer Review Certificate No. : 1997/2022

Place: New Delhi

Date: 23rd May, 2023

ANNEXURE-III

DETAILS OF RELATED PARTY TRANSACTIONS

- A. (Pursuant to clause (h) of sub-section (3) of section 134 of the Act and Rule 8(2) of the Companies (Accounts) Rules, 2014)

All related party transactions entered during the year were in ordinary course of business and on arm's length basis and the same have been disclosed under Note No. 37 of the Notes to Financial Statements.

No material related party transactions arising from contracts/ arrangements with related parties referred to in the Section 188(1) of the Companies Act, 2013 were entered during the year by the Company. Accordingly, the disclosure of related party transactions as required under Section 134(3)(h) of the Companies Act, 2013 in Form AOC-2 is not applicable.

- B. Disclosures pursuant to Regulation 34(3) & 53(f) and Para A of Schedule V of SEBI (LODR) Regulations, 2015

Sl. No.	In the Account of	Disclosures of amount at the year end and the maximum amount of loans/ advances/Investments outstanding during the year.	
1.	Holding Company	- Loans and advances in the nature of loans to subsidiaries by name and amount	Not Applicable
		- Loans and advances in the nature of loans to associates by name and amount	
		- Loans and advances in the nature of loans to Firms/Companies in which directors are interested by name and amount	
2.	Subsidiary	- Loans and advances in the nature of loans to subsidiaries by name and amount	
		- Loans and advances in the nature of loans to associates by name and amount	
		- Loans and advances in the nature of loans to Firms/Companies in which directors are interested by name and amount	
3.	Holding Company	Investment by the loanee in the shares of parent Company and subsidiary Company, when the Company has made a loan or advance in the nature of loan.	

By Order of the Board

Place: New Delhi
Date: 23rd May, 2023

Dalip Kumar Sharma
Chief Financial Officer

Kanha Agarwal
Managing Director
DIN: 06885529

ANNEXURE-IV

Statement of Disclosure of Remuneration under Section 197 of Companies Act, 2013 and Rule 5(1) of Companies (Appointment and Remuneration of Managerial Personnel) Rules, 2014

No.	Requirement	Information
(i)	The ratio of the remuneration of each Director to the median remuneration of the employees of the Company for the financial year	<div>Director Ratio</div> <div>Shri V.P. Agarwal, Chairman -</div> <div>Shri Vikram Agarwal, Director -</div> <div>Shri Kanha Agarwal, Managing Director -</div> <div>Dr. S. L. Keswani, Director*</div> <div>Smt. Parveen Gupta*</div> <div>Dr. S.C. Gosain, Director*</div>
(ii)	The percentage increase in remuneration of each Director, Chief Financial Officer, Chief Executive Officer, Company Secretary or Manager, if any in the financial year	<div>Director Ratio</div> <div>Shri V.P. Agarwal, Chairman -</div> <div>Shri Vikram Agarwal, Director -</div> <div>Shri Kanha Agarwal, Managing Director -</div> <div>Dr. S. L. Keswani, Director*</div> <div>Smt. Parveen Gupta*</div> <div>Dr. S.C. Gosain, Director*</div> <div>Key Managerial Personnel</div> <div>Shri Kanha Agarwal, Managing Director -</div> <div>Shri Dalip Kumar Sharma, Chief Financial Officer 10.44%</div> <div>Shri Sonu Sharma, Company Secretary** 8.26%</div> <div>Shri Jagdish Chandra, Company Secretary*** -</div>
(iii)	The percentage increase in the median remuneration of employees in the financial year	4.60%
(iv)	The number of permanent employees on the rolls of Company	472 as on 31 st March, 2023
(v)	Average percentile increase already made in the salaries of employees other than the managerial personnel in the last financial year and its comparison with the percentile increase in the managerial remuneration and justification thereof and point out if there are any exceptional circumstances for increase in the managerial remuneration	Median remuneration of employees increased by 4.60% in FY 23 over previous year. The salary increase is based on compensation philosophy of the organisation which takes into account internal as well as external factors.
(vi)	Affirmation that the remuneration is as per the remuneration policy of the Company	Affirmed

* No remuneration, only sitting fees paid

** Ceased to be a Company Secretary due to resignation w.e.f. 10th January, 2023

*** Appointed as Company Secretary w.e.f. 14th February, 2023

ANNEXURE-V

REPORT ON CORPORATE GOVERNANCE

1. BRIEF STATEMENT ON COMPANY'S PHILOSOPHY ON CORPORATE GOVERNANCE

Effective Governance lays concrete foundation for a successful business enterprise. Good Corporate ensures adoption of best business practices and accountability of the person's in-charge of the Company's operations and at Prakash Pipes Limited, your Company is committed to optimize shareholder returns, governance processes and an entrepreneurial, performance focused, conducive work environment.

The Board is collectively responsible to ensure that Corporate Governance processes are structured to direct the Company's actions to achieve this purpose, while complying with the Code of Governance.

The Company is in compliance with the requirements stipulated under Regulation 17 to 27 read with Schedule V and clauses (b) to (i) and (t) of sub-regulation (2) of Regulation 46 of Securities and Exchange Board of India (Listing Obligations and Disclosure Requirements) Regulations, 2015 ("SEBI Listing Regulations"), as applicable, with regard to corporate governance.

2. BOARD OF DIRECTORS

a) Composition

Board of the Company is an ideal mix of knowledge, professionalism and experience, and discharges its responsibilities towards providing effective leadership and ensuring corporate governance in the business activities. As on 31st March, 2023, the Board of Prakash Pipes Limited comprises of Six (6) Directors represented by Chairman (Non-Executive), Managing Director and CEO, One (1) Director (Non-Executive) and three (3) Independent Directors including one Woman Independent Director. The Composition is in conformity with Regulation 17 of the SEBI (LODR) Regulations and Section 149 and 152 of the Companies Act, 2013.

b) Confirmation relating to independent Directors

It is confirmed that in the opinion of the Board, the Independent Directors fulfill the conditions specified in SEBI (LODR) Regulations, 2015 and amendment made thereof and are Independent of the Management of the Company.

c) Attendance of each Director at the Board Meetings & last Annual General Meeting during the year 2022-23 and number of other Directorships and committee memberships / chairmanships held in other Companies:

S. No.	Name of Directors and their DIN	Category	No. of Board Meetings Attended	Last AGM Attended	No. of Directorships held in other Companies		No. of Committee positions held in other Companies	
					Chairman	Director	Chairman	Member
1.	Shri V.P. Agarwal Chairman DIN:00048907	Non-Executive & Promoter	4	No	1	9	1	–
2.	Shri Kanha Agarwal Managing Director DIN:06885529	Executive & Promoter	4	Yes	–	9	–	3
3.	Shri Vikram Agarwal Director DIN:00054125	Non-Executive & Promoter	4	Yes	–	7	3	3
4.	Dr. S.L. Keswani Director DIN:00190790	Non-executive & Independent	4	No	–	3	–	–
5.	Smt. Parveen Gupta Director DIN:00180678	Non-executive & Independent	4	Yes	–	3	1	–
6.	Dr. S. C. Gosain Director DIN:08202130	Non-executive & Independent	4	Yes	–	1	–	1

d) Listed entities where director hold directorships

S. No.	Name of Director	Name of Listed Entity	Category of Directorship
1.	Shri Ved Prakash Agarwal	Prakash Industries Limited	Executive –Promoter Director
2.	Shri Vikram Agarwal	Prakash Industries Limited	Executive- Promoter Director
3.	Shri Kanha Agarwal	Prakash Industries Limited	Executive- Promoter Director
4.	Dr. S. C. Gosain	Prakash Industries Limited	Independent Director
5.	Smt. Parveen Gupta	Advance Steel Tubes Limited	Independent Director
		Sophia Exports Limited	Independent Director
		Insecticides (India) Limited	Independent Director

e) Core Skills/Expertise/Competencies available with the Board

The Board comprises qualified members who possess required skills, expertise and competence that allow them to make effective contribution to the Board and its Committees.

The following skills/expertise/competencies have been identified for the effective functioning of the Company. Matrix/table of skills/expertise and directors possessing these skills/expertise is as under:

Particulars	Detailed List of Core Skills, Expertise and Competencies	Name of Directors who have Skills, Expertise and Competence					
		Shri Ved Prakash Agarwal	Shri Vikram Agarwal	Shri Kanha Agarwal	Dr. S.C. Gosain	Smt. Parveen Gupta	Dr. S.L. Keswani
Industry Knowledge / experience	Industry experience	Y	Y	Y	N	Y	Y
	Knowledge of Sector	Y	Y	Y	Y	Y	Y
	Knowledge of Government /Public Policy	Y	Y	Y	Y	Y	Y
Technical Skills/ experience	Projects	Y	Y	Y	Y	N	Y
	Accounting	Y	Y	Y	Y	Y	Y
	Finance	Y	Y	Y	Y	Y	Y
	Law	Y	Y	Y	Y	Y	Y
	Marketing Experience	Y	Y	Y	Y	N	Y
	Public Relations	Y	Y	Y	Y	Y	Y

f) Disclosure of relationship between Directors inter-se

Shri V. P. Agarwal, Chairman is related to Shri Kanha Agarwal, Managing Director & CEO and Shri Vikram Agarwal, Director as their father. Shri Vikram Agarwal and Shri Kanha Agarwal are related to each other as brothers. Apart from that, there are no relationships existing among other Directors of the Company.

g) No. of Board Meetings

In the financial year 2022-23, the Board met four times. The meetings were held on 9th May, 2022, 9th August, 2022, 14th November, 2022, and 14th February, 2023. The Interval between two meetings was well within the maximum period mentioned under Section 173 of the Companies Act, 2013 and the Listing Regulation

Details of the Board meetings are as under:

S. No.	Date of Board Meeting	Board Strength	No. of Directors present
1.	09.05.2022	6	6
2.	09.08.2022	6	6
3.	14.11.2022	6	6
4.	14.02.2023	6	6

h) Meetings of Independent Directors

The Company's Independent Directors met on 20th March, 2023 in financial year 2022-23 without the presence of Executive Directors or management personnel to discuss matters pertaining to the Company's affairs and put forth their views. The Chairman of meeting took appropriate steps to present Independent Directors' views to the Chairman and Managing Director of the Company.

i) Details of shareholding of non-executive Directors in the Company as on 31st March, 2023

S. No.	Name of Director	No. of shares held
1.	Shri V.P. Agarwal	45,15,583
2.	Shri Vikram Agarwal	50,812
3.	Dr. S.L. Keswani	Nil
4.	Dr. S.C. Gosain	Nil
5.	Smt. Parveen Gupta	Nil

- j) The policy for conducting familiarization programme for Independent Directors has been disclosed and can be accessed on the Company's website www.prakashplastics.in

3. AUDIT COMMITTEE**i) Terms, composition, names of members and chairperson**

The terms of reference of the Committee cover the matters specified for the Audit Committee under Regulation 18 of SEBI (LODR) Regulations, 2015 and as per Section 177 of the Companies Act, 2013.

The Committee comprises of three members and majority of them are Independent Directors. Smt. Parveen Gupta (Non-Executive and Independent Director) is the Chairperson of the Audit Committee and Dr. S.L. Keswani (Non-Executive and Independent Director) and Shri Vikram Agarwal (Non-Executive Director) are members of the Audit Committee.

Chairperson of Audit Committee Smt. Parveen Gupta had attended the last Annual General Meeting held on 30th September, 2022.

ii) No. of Audit Committee Meetings

The Audit Committee met four times during the financial year 2022-23 on 9th May, 2022, 9th August, 2022, 14th November, 2022 and 14th February, 2023 and attendance is as under.

S. No.	Name of Director	Status	Meetings Attended
1.	Smt. Parveen Gupta	Chairperson	4
2.	Dr. S.L. Keswani	Member	4
3.	Shri Vikram Agarwal	Member	4

Audit Committee meetings are also attended by representative of Internal Auditors and Managing Director of the Company who are permanent invitees for the meeting. Company Secretary acts as Secretary of the Audit Committee.

4. NOMINATION AND REMUNERATION COMMITTEE**i) Terms, composition, names of members and chairperson**

The terms of reference of Nomination and Remuneration Committee cover the matters specified for the said Committee under Regulation 19 & Part D of Schedule II of SEBI (LODR) Regulations, 2015 and as per Section 178 of the Companies Act, 2013.

The existing Nomination and Remuneration Committee of Board Of Directors of the Company was reconstituted in the Board Meeting held on 9th May, 2022 hence-forth the Nomination and Remuneration Committee comprises of Smt. Parveen Gupta (Non-Executive and Independent Director) as the Chairperson and Dr. S L Keswani and Dr. S.C. Gosain (both Non-Executive and Independent Directors) as members of the Nomination and Remuneration Committee of the Board of Directors.

The Nomination and Remuneration Committee met twice during the financial year 2022-23 on 9th May, 2022 and 14th February, 2023 and attendance is as under:

S. No.	Name of Director	Status	Meetings Attended
1.	Smt. Parveen Gupta	Chairperson	2
2.	Dr. S.L. Keswani	Member	2
3.	Dr. S.C. Gosain	Member	2

ii) Performance evaluation criteria for independent Directors:

Performance evaluation of Independent Directors has been done on annual basis. The rating has been provided by all the Directors except the Independent Director being evaluated. The evaluation criteria is being reviewed by the Nomination and Remuneration Committee and the Board from time to time and shall be subject to the provisions of SEBI (LODR) Regulations, 2015 and the Companies Act, 2013 and rules made thereunder and amendments thereto from time to time.

5. DETAILS OF REMUNERATION / SITTING FEE PAID TO DIRECTORS FOR THE PERIOD FROM 1ST APRIL, 2022 TO 31ST MARCH, 2023:

a) Pecuniary Relationship

Independent Directors viz. Dr. S.L. Keswani, Dr. S.C. Gosain and Smt. Parveen Gupta do not have any pecuniary relationships or transactions with the Company except for the sitting fees drawn for attending the meetings of the Board and Committee(s) thereof.

b) The remuneration criteria of making payments to Non-Executive Directors have been disclosed and it can be accessed on the Company's website www.prakashplastics.in

(₹ in lakh)

S. No.	Name of Director	Salary	Perquisites	Sitting Fee
1.	Shri V. P. Agarwal	Nil	Nil	N.A.
2.	Shri Vikram Agarwal	Nil	Nil	N.A.
3.	Shri Kanha Agarwal	Nil	Nil	N.A.
4.	Dr. S. L. Keswani	Nil	Nil	1.95
5.	Dr. S.C. Gosain	Nil	Nil	1.20
6.	Smt. Parveen Gupta	Nil	Nil	1.80

c) Details of Service Contracts of Directors:

S. No.	Name of Director	Period of Contract	Date of appointment / Re-appointment	Notice Period
1.	Shri Kanha Agarwal	3 years	09.08.2022	N.A.

6. STAKEHOLDERS RELATIONSHIP COMMITTEE

Stakeholders Relationship Committee comprises of Smt. Parveen Gupta (Non-Executive and Independent Director), as Chairperson of the Committee, Dr. S.L. Keswani (Non-Executive and Independent Director) and Shri Vikram Agarwal (Non-Executive Director) as members of the Committee.

The Committee is entrusted with the responsibility of addressing the shareholders/ Investors' complaints with respect to transfer of shares, non-receipt of Annual Report and non-receipt of dividend etc.

The Stakeholders Relationship Committee met once during the financial year 2022-23 on 31st March, 2023 and attendance is as under:

S. No.	Name of Director	Status	Meetings Attended
1.	Smt. Parveen Gupta	Chairperson	1
2.	Dr. S. L. Keswani	Member	1
3.	Shri Vikram Agarwal	Member	1

Compliance Officer: Shri Jagdish Chandra, Company Secretary

No. of shareholders/ investors complaints received upto 31st March, 2023 : 25

No. of complaints not solved to the

Satisfaction of Shareholders / investors : Nil

No. of pending complaints : Nil

The Company has created an exclusive e-mail ID viz. pplho@prakash.com for the help of investors.

7. OTHER COMMITTEES

a) SHARE TRANSFER COMMITTEE

The existing Share Allotment & Transfer Committee of Board of Directors of the Company was reconstituted in the Board Meeting held on 9th August, 2022 hence-forth the Committee was renamed as Share Transfer Committee and the Share Transfer Committee comprises of Shri Vikram Agarwal, Non-Executive Director of the Company as Chairman and Shri Kanha Agarwal, Executive Director as member of the Committee.

The Committee meets frequently as and when required to approve the transfer and transmission of shares, issue of duplicate share certificates, consolidation and subdivision of shares, etc. The Company complies with the requirements of the SEBI (LODR) with respect to non-transfer of physical shares. The requisite certificates are sent to the transferees within the prescribed time. The stipulations of depositories regarding demat / remat etc. are also complied with.

As required by the Stock Exchanges, the Company has appointed Shri Jagdish Chandra, Company Secretary of the Company as Compliance Officer to monitor the transfer & transmission process and liaison with the regulatory authorities.

b) CORPORATE SOCIAL RESPONSIBILITY AND GOVERNANCE COMMITTEE

The Board has constituted the Corporate Social Responsibility Committee (CSR Committee) which comprises of Shri Vikram Agarwal as Chairman and Dr. S.L. Keswani and Dr. S.C. Gosain as members of the committee. The said Committee has been entrusted with the responsibility of formulating and recommending to the Board, a Corporate Social Responsibility Policy (CSR Policy) indicating the activities to be undertaken by the Company, monitoring the implementation of the framework of the CSR Policy and recommending the amount to be spent on CSR activities. The Annual Report on CSR expenditure as per Rule 8 of the Companies (CSR Policy) Rules, 2014 is annexed (Annexure-I) with this report.

The Committee met once during the financial year 2022-23 on 9th May, 2022 and attendance of members at the meeting was as follows:

S. No.	Name of Director	Status	Meetings Attended
1.	Shri Vikram Agarwal	Chairman	1
2.	Dr. S.L. Keswani	Member	1
3.	Dr. S.C. Gosain	Member	1

8. GENERAL BODY MEETINGS

Details of Annual General Meetings (AGM) of the Company held during the last three Financial Years are mentioned below:

Financial Year	Date & Time	Details of Special Resolutions
2022-23*	30.09.2022 at 12.30 P.M.	To approve the re-appointment of Shri Kanha Agarwal (DIN: 06885529) as Managing Director & Chief Executive Officer of the Company
2021-22*	30.09.2021 at 12.30 P.M.	Shifting of Registered office of the Company From State of Punjab to NCT of Delhi
2020-21*	30.09.2020 at 12.30 P.M.	No Special Resolution was passed

* AGM held through Video Conferencing (VC)/Other Audio Visual Means (OAVM)

Special Resolution passed through Postal Ballot

No special resolution was passed through postal ballot during the financial Year 2022-23. None of the businesses proposed to be transacted in the ensuing Annual General Meeting require passing a special resolution through postal ballot.

9. FEES PAID TO THE STATUTORY AUDITORS

The total fees of ₹32 lakh had been paid to M/s. Chaturvedi & Co., Chartered Accountants Firm having Registration No. 302137E, statutory auditors of the Company for all the services rendered by them during the financial year 2022-23 on standalone basis.

10. DISCLOSURES IN RELATION TO THE SEXUAL HARASSMENT OF WOMEN AT WORKPLACE (PREVENTION, PROHIBITION AND REDRESSAL) ACT, 2013:

Number of Complaints filed during the financial year	Number of Complaints disposed of during the financial year	Number of complaints pending as on end of the financial year
Nil	Nil	Nil

11. MEANS OF COMMUNICATIONS

The Board of Directors approves and takes on record the quarterly / half yearly and annual results of the performance of the Company which are published in English and Hindi/ Punjabi language newspapers. The results are sent to the Stock Exchanges (BSE & NSE) on which the shares of the Company are listed in the prescribed format so as to enable the respective stock exchanges to put the same on their own Website. The results are also displayed on the Company's Website viz. www.prakashplastics.in. The Notice of AGM/EGM along with the Annual Report/Notice of EGM is sent to the shareholders well in advance of the AGM/ EGM. The stock exchanges are notified of any important developments. Management Discussion & Analysis report which forms part of the Annual Report is attached to the Directors Report and sent to the shareholders.

12. GENERAL SHAREHOLDERS' INFORMATION

a) Company Registration Details

The Company is registered in the State of Punjab, India. The Corporate Identity Number (CIN) allotted to the Company by the Ministry of Corporate Affairs (MCA) is L25209PB2017PLC046660.

b) Annual General Meeting

Date & Time : 30th September, 2023 at 12.30 p.m.
Venue : Through Video Conferencing (VC) Other Audio Visual means (OAVM)

c) Financial Calendar for 2023-24

- i) First quarter results : upto 14th August, 2023
- ii) Second quarter results : upto 15th November, 2023
- iii) Third quarter results : upto 15th February, 2024
- iv) Fourth quarter/Annual Results : upto 15th/30th May, 2024

d) Book Closure :

19th September, 2023 to 21st September, 2023 (Both days Inclusive)

e) Dividend Payment Date :

On or before 28th October, 2023

f) Stock Exchanges where Equity Shares of the Company are listed

Sr. No.	Name of Stock Exchange	Stock Code
1.	BSE Ltd. Phiroze Jeejeebhoy Towers Dalal Street Mumbai – 400001	542684
2.	National Stock Exchange Limited Exchange Plaza, 5 th Floor, Plot No C/1 G Bolck, Bandra- Kurla Complex, Bandra (E), Mumbai- 400051	PPL
	ISIN No. for equity share	INE050001010

g) Market Price Data :

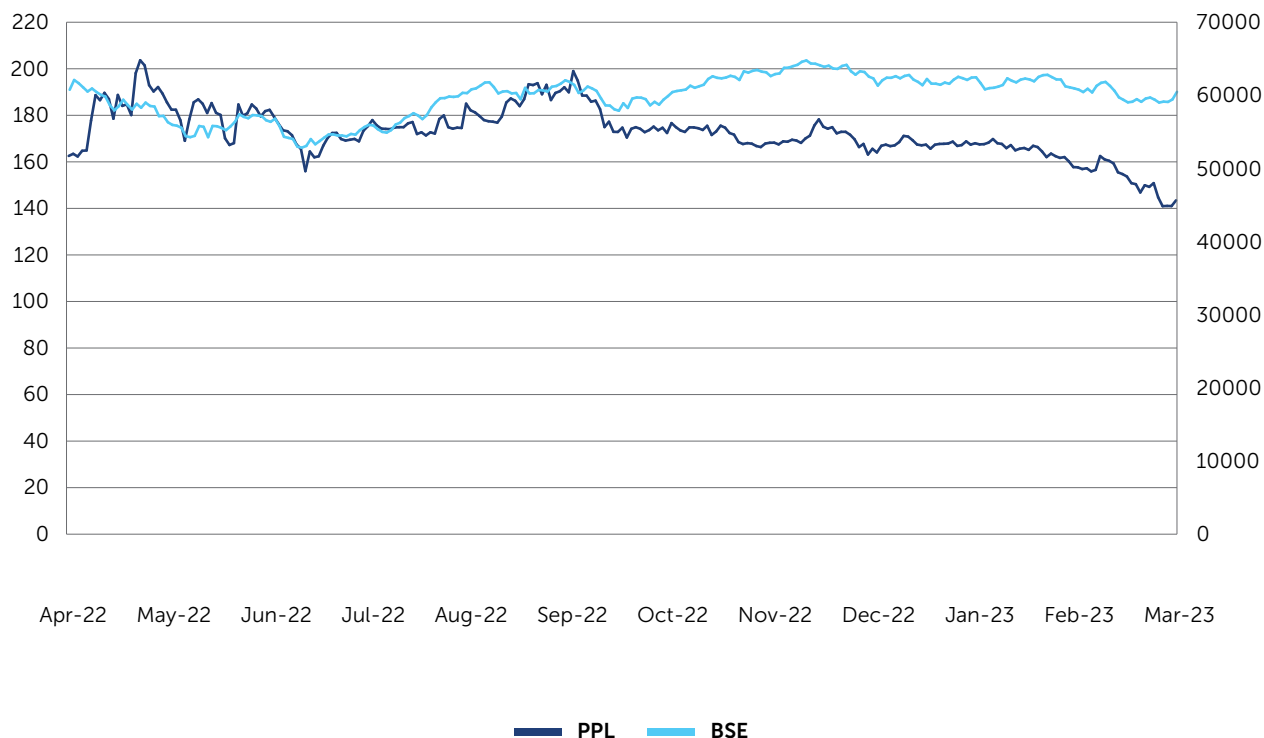
Market price of Company's Equity Share of ₹10 each during the year from 1st April, 2022 to 31st March, 2023 at BSE Ltd. and National Stock Exchange (NSE) are given below:

(₹)

Month	BSE		NSE	
	Highest	Lowest	Highest	Lowest
April, 2022	209.25	151.60	210.00	155.50
May, 2022	196.25	155.50	196.90	155.55
June, 2022	183.10	146.95	183.10	148.20
July, 2022	177.00	162.05	175.00	161.00
August, 2022	200.15	167.00	198.40	167.05
September, 2022	198.85	165.65	199.00	150.65
October, 2022	174.95	163.55	176.00	163.00
November, 2022	175.00	160.00	175.25	160.25
December, 2022	175.70	152.45	175.00	152.55
January, 2023	168.90	134.00	167.95	159.40
February, 2023	169.00	151.05	167.45	151.10
March, 2023	179.00	134.30	159.70	134.20

h) Comparison with BSE Index

Prakash Pipes Limited Share Comparison with BSE



i) Distribution of Shareholding (as on 31st March, 2023)

No. of Equity Shares held	No. of Share Holders	% of Share Holders	No. of Shares	% of Share Holding
Upto 5000	73499	96.151	3859020	16.13
5001 – 10000	1555	2.034	1169343	4.89
10001 – 20000	701	0.917	1012199	4.23
20001 – 30000	258	0.337	647559	2.71
30001 – 40000	90	0.118	309849	1.30
40001 – 50000	69	0.090	297747	1.24
50001 – 100000	131	0.171	841291	3.52
100001 – above	139	0.182	15781346	65.98
Total	76442	100.00	23918354	100.00

j) Shareholding Pattern (as on 31st March, 2023)

Category	No. of Shares	% of Shares
Promoter & Promoter Group	10588492	44.27
Mutual Fund / UTI	5860	0.03
Financial Institutions / Banks	438	0.00
Insurance Companies	25	0.00
Foreign Institutional Investors	18942	0.08
Bodies Corporate etc*.	3392685	14.18
NRIs/OBCs	320300	1.34
Public (Individuals)/ HUF	9591612	40.10
Total	23918354	100

*Including Companies, Clearing Members, IEPF, NBFC, Firms and LLP etc.

k) Registrar and Transfer Agent

The Company is doing transfer / split / consolidation / transmission of shares held by shareholders in physical form as well as demat / remat of shares "in-house" since it has got electronic connectivity with both National Securities Depositories Ltd. (NSDL) and Central Depository Services (India) Ltd. (CDSL)

l) Share Transfer System

As per SEBI guideline issued vide Press Release No. 12/2019 dated 27th March, 2019, the transfer of shares in physical form were prohibited with effect from 1st April 2019.

m) Dematerialization of Shares :

The Company has arrangements with both National Securities Depositories Ltd. (NSDL) and Central Depository Services (India) Ltd. (CDSL) and got electronic connectivity of shares for scrip less trading. As on 31st March, 2023, 99.33% of Equity Shares of the Company were held in dematerialized form.

n) Listing Fee :

The Company has paid the listing fees up to the year 2023-24 of BSE Ltd. and National Stock Exchange of India Ltd. where the shares of the Company are listed and traded.

o) Plant Locations :

5th K.M. Stone, Moradabad Road
Kashipur, Udham Singh Nagar
Uttarakhand-244713

p) Address for Correspondence and for Share Transfer and related matters:

Prakash Pipes Ltd. SRIVAN, Bijwasan, New Delhi –110061

Ph. : +91-11-25305800

Website : www.prakashplastics.in

Email : pplho@prakash.com

13. OTHER DISCLOSURES

- a) None of the transactions with any of related parties were in conflict with the Company's interest. Attention of members is drawn to the disclosure of transactions with related parties set out in Standalone Financial Statements, forming part of the Annual Report. All related party transactions are negotiated on arm's length basis and are intended to further in the Company's interests.

The Company has disclosed the related party transactions in Notes on Accounts in the Balance Sheet. The same are not in potential conflict with the interest of the Company at large.

- b) There has been no instance of non-compliance by the Company on any matter related to capital markets during last three years, and hence, no penalties or strictures have been imposed on the Company by Stock Exchanges or SEBI or any other statutory authority except the non-compliance as mentioned below.

As per records there was a delay of one working day in disclosure of record date/ Book Closure date for Annual General Meeting and Dividend for the Year 2022 to stock exchanges which was required to be disclosed by 05th September, 2022 under Regulation 42 of SEBI (LODR) and it was disclosed on 06th September, 2022. The Company has paid required fines imposed by BSE.

- c) The details of establishment of Vigil Mechanism & Whistle Blower Policy can be accessed on the Company's website www.prakashplastics.in. Further it is affirmed that there is a proper policy to look into the grievances of the personnel of the Company and no person has been denied access to the Audit Committee.
- d) The Policy for determining "Material Subsidiaries" can be accessed on company's website www.prakashplastics.in.
- e) The Policy on dealing with related party transactions can be accessed on company's website www.prakashplastics.in.
- f) There has been no instance of non-compliance by the Company on any requirement of Corporate Governance report as per Para C of Schedule V of SEBI (LODR), Regulations, 2015.
- g) The Company has adopted and fulfilled the disclosure requirements in compliance with Corporate Governance requirements specified in regulation 17 to 27 and clauses (b) to (i) of sub-regulation (2) of Regulation 46 of SEBI (LODR) Regulations, 2015.

14. DISCLOSURE ABOUT UTILISATION OF FUND RECEIVED FROM PREFERENTIAL ALLOTMENT UNDER REGULATION 32 (7A) OF SEBI (LODR) REGULATIONS, 2015

During the year the Company has not received any amount through preferential allotment.

15. CODE OF CONDUCT

The Company has adopted a Code of Conduct for all Directors and Senior Management personnel including functional heads of the Company. The essence of the code is to conduct the business of the Company in honest and ethical manner in compliance with applicable laws. The Code of Conduct has been posted on the website of the Company. All the Board members and Senior Management personnel including functional heads of the Company have affirmed compliance with the Code of Conduct. A declaration signed by the CEO and CFO is given below:

"In terms of Para D of Schedule V of SEBI (LODR) Regulations 2015, it is hereby declared that all the Directors and Senior Management personnel including functional heads have affirmed compliance of the Code of Conduct of the Company for the financial year 2022-23"

Place: New Delhi
Date: 23rd May, 2023

Kanha Agarwal
Managing Director & Chief Executive Officer

Dalip Kumar Sharma
Chief Financial Officer

16. A certificate has been received from Mr. Bhoopendra Kumar Bohra of M/s. B.K. Bohra & Associates, Company Secretaries that none of the Directors on the Board of the Company has been debarred or disqualified from being appointed or continuing as Directors of Companies by the Securities and Exchange Board of India, Ministry of Corporate Affairs or any such statutory authority.

17. DISCLOSURES WITH RESPECT TO DEMAT SUSPENSE ACCOUNT/ UNCLAIMED SUSPENSE ACCOUNT

- a) Aggregate number of shareholders and the outstanding shares in the suspense account lying at the beginning of the year : NIL
- b) Number of shareholders who approached listed entity for transfer of shares from suspense account during the year : NIL
- c) Number of shareholders to whom shares were transferred from suspense account during the year : NIL
- d) Aggregate number of shareholders and the outstanding shares in the suspense account lying at the end of the year : NIL
- e) Aggregate number of shares in fractional shares account (Due to scheme of Demerger of Prakash Industries Limited) : NIL

ANNEXURE V-A

Compliance Certificate from the Practising Company Secretary regarding compliance of conditions of Corporate Governance

Registration No. of the Company (CIN): L25209PB2017PLC046660

Nominal Capital: ₹25,00,00,000/-

To,
The Members,
Prakash Pipes Limited

I, **Bhoopendra Kumar Bohra**, Proprietor of **B.K. Bohra & Associates** have examined the compliance of conditions of corporate governance by **Prakash Pipes Limited** ("the Company"), for the year ended 31st March, 2023 as stipulated in SEBI (LODR) Regulations, 2015 and the Listing Agreement of the said Company with Stock Exchanges.

The compliance of conditions of corporate governance is the responsibility of the management. My examination was limited to procedures and implementation thereof, adopted by the Company for ensuring the compliance of the conditions of the Corporate Governance. It is neither an audit nor an expression of opinion on the financial statements of the Company.

In my opinion and to the best of my information and according to the explanations given to me and the representations made by the Directors and the management, I certify that the Company has complied with the conditions of Corporate Governance as stipulated in the said clause of the Listing Regulations.

I further state that such compliance is neither an assurance as to future viability of the Company nor the efficiency or effectiveness with which the management has conducted the affairs of the Company.

For **B.K. Bohra & Associates**
(Company Secretaries)

Bhoopendra Kumar Bohra
(Proprietor)

ACS No. 62344

CP No. 23511

UDIN: A062344E000358002

Peer Review Certificate No. : 1997/2022

Place: New Delhi

Date: 23rd May, 2023

ANNEXURE V-B

CERTIFICATE OF NON-DISQUALIFICATION OF DIRECTORS

(Pursuant to Regulation 34(3) and Schedule V Para C clause (10)(i) of the SEBI (Listing Obligations and Disclosure Requirements) Regulations, 2015)

To,
The Members of
Prakash Pipes Limited
Darjiyan Wali Gali, Rayya, Teh. Baba Bakala,
Amritsar (Punjab) 143112.

I, **Bhoopendra Kumar Bohra**, Proprietor of **B.K. Bohra & Associates**, Company Secretaries have examined the relevant registers, records, forms, returns and disclosures received from the Directors of **Prakash Pipes Limited** having CIN **L25209PB2017PLC046660** and having registered office at **Darjiyan Wali Gali, Rayya, Teh. Baba Bakala, Amritsar (Punjab) 143112**. (hereinafter referred to as 'the Company'), produced before me by the Company for the purpose of issuing this Certificate, in accordance with Regulation 34 (3) read with Schedule V Para-C Sub clause 10(i) of the Securities Exchange Board of India (Listing Obligations and Disclosure Requirements) Regulations, 2015.

In my opinion and to the best of my information and according to the verifications (including Directors Identification Number (DIN) status at the portal www.mca.gov.in) as considered necessary and explanations furnished to me by the Company & its officers, I hereby certify that none of the Directors on the Board of the Company as stated below for the Financial Year ending on 31st March, 2023 have been debarred or disqualified from being appointed or continuing as Directors of Companies by the Securities and Exchange Board of India, Ministry of Corporate Affairs or any such other Statutory Authority.

S. No.	Name of Director	DIN	Date of appointment in Company
1.	Mr. Ved Prakash Agarwal	00048907	29/06/2017
2.	Mr. Vikram Agarwal	00054125	29/06/2017
3.	Mr. Kanha Agarwal	06885529	09/08/2019
4.	Mrs. Parveen Gupta	00180678	16/03/2019
5.	Dr. Satram Lokumal Keswani	00190790	16/03/2019
6.	Dr. Satish Chander Gosain	08202130	16/03/2019

Ensuring the eligibility for the appointment / continuity of every Director on the Board is the responsibility of the management of the Company. Our responsibility is to express an opinion on these based on our verification. This certificate is neither an assurance as to the future viability of the Company nor of the efficiency or effectiveness with which the management has conducted the affairs of the Company.

For B.K. Bohra & Associates
(Company Secretaries)

Bhoopendra Kumar Bohra
(Proprietor)

ACS No. 62344

CP No. 23511

UDIN: A062344E000358024

Peer Review Certificate No. : 1997/2022

Place: New Delhi
Date: 23rd May, 2023

ANNEXURE VI

INFORMATION IN ACCORDANCE WITH THE PROVISIONS OF SECTION 134(3) (m) OF THE COMPANIES ACT 2013; READ WITH RULE 8 OF COMPANIES (ACCOUNTS) RULES 2014 REGARDING CONSERVATION OF ENERGY, TECHNOLOGY ABSORPTION AND FOREIGN EXCHANGE EARNINGS AND OUTGO FOR THE YEAR ENDED 31ST MARCH, 2023

A) CONSERVATION OF ENERGY

(i) STEPS TAKEN FOR IMPACT ON CONSERVATION OF ENERGY

Energy conservation and energy efficiency is one of the important objectives of the company which reflects in the operations of the company. Steps taken for conservation of energy are as under:

- Ensuring efficient utilization of the electricity by continuously monitoring through energy meters.
- Increasing awareness of energy saving within the organization to avoid wastage of energy.
- Maintaining Continuous flow and optimum utilization of energy through installation of Uninterruptible Power Supply (UPS) systems.
- Company has converted its fuel source in to Biomass and using Clean Biomass Fuel – Astillas or Pellets in their Thermic Fluid Heater
- Energy Audit is conducted once a year by BEE certified auditors to improve the energy efficiency and to identify possibilities of reducing power consumption.

(ii) STEPS TAKEN BY THE COMPANY FOR UTILIZING ALTERNATE SOURCES OF ENERGY- NIL

(iii) CAPITAL INVESTMENT ON ENERGY CONSERVATION EQUIPEMENTS

S. No.	PROJECT TITLE	(₹ in lakh)
1.	UPS Systems	46.64
2.	Insulation	9.36

B) TECHNOLOGY ABSORPTION

(i) EFFORTS MADE TOWARDS TECHNOLOGY ABSORPTION

- a) Company has made the modification in one of its Thermic Fluid Heater (TFH) to change the source of fuel from Piped Natural Gas to Biomass.

(ii) THE BENEFITS DERIVED LIKE PRODUCT IMPROVEMENT

- a) By changing the source of fuel from Natural Gas to Biomass, Company is reducing its dependency on hydrocarbons.

C) INFORMATION REGARDING IMPORTED TECHNOLOGY (LAST THREE YEARS)

(i)

S. No.	TECHNOLOGY IMPORTED	YEAR OF IMPORT	STATUS
Nil	Nil	N. A	N. A

(ii) RESEARCH AND DEVELOPMENT (R&D)- NIL

(iii) WHETHER THE TECHNOLOGY FULLY ABSORBED –N.A

D) TOTAL FOREIGN EXCHANGE USED AND EARNED

S. No.		This Period (₹ in lakh)	Previous Period (₹ in lakh)
i)	Foreign exchange used	1807.52	135.55
ii)	Foreign exchange earned	2010.71	2380.97

INDEPENDENT AUDITOR'S REPORT

To,

THE MEMBERS OF PRAKASH PIPES LIMITED

Report on the Audit of the Financial Statements

Qualified Opinion

We have audited the accompanying financial statements of **Prakash Pipes Limited** ("the Company"), which comprise the Balance Sheet as at 31st March 2023, the Statement of Profit and Loss (including Other Comprehensive Income), the Statement of Changes in Equity and the Statement of Cash Flows for the year on that date and a summary of the significant accounting policies and other explanatory information (hereinafter referred to as "the financial statements").

In our opinion and to the best of our information and according to the explanations given to us, except for the effects of the matter(s) described in the Basis for Qualified Opinion section of our report, the aforesaid financial statements give the true and fair view in conformity with the accounting principles generally accepted in India, of the state of affairs of the Company as at 31st March 2023, the profit and total other comprehensive income, changes in equity and its cash flows for the year ended on that date.

Basis of Qualified Opinion

Note 33 to the financial statement, an amount of ₹2,504 lakh have been withdrawn from general reserve to adjust equivalent amount with respect to write-off/ impairment loss of certain assets due to technology obsolesce and decline in future economic benefit. Had this adjustment not been made, net profit before and after tax and total comprehensive income after tax for the year ended on 31st March 2023 would have been lower by ₹2,504 lakh.

We conducted our audit of the financial statements in accordance with the Standards on Auditing specified under section 143(10) of the Act (SAs). Our responsibilities under those Standards are further described in the Auditor's Responsibilities for the Audit of the Financial Statements section of our report. We are independent of the Company in accordance with the Code of Ethics issued by the Institute of Chartered Accountants of India (ICAI) together with the independence requirements that are relevant to our audit of the financial statements under the provisions of the Act and the Rules made thereunder, and we have fulfilled our other ethical responsibilities in accordance with these requirements and the ICAI's Code of Ethics. We believe that the audit evidence we have obtained is sufficient and appropriate to provide a basis for our qualified audit opinion on the financial statements.

Key Audit Matters

Key audit matters are those matters that, in our professional judgement, were of most significance in our audit of the financial statements of the current period. These matters were addressed in the context of our audit of the financial statements as a whole, and in forming our opinion thereon, and we do not provide a separate opinion on these matters. We have determined there are no key audit matter to communicate in our report.

Information Other than the Financial Statements and Auditor's Report Thereon

The Company's Board of Directors is responsible for the preparation of the other information. The other information comprises the information included in the Management Discussion and Analysis, Board's Report including its Annexures, Business Responsibility Report, Corporate Governance and Shareholder's Information, but does not include the financial statements and our auditor's report thereon.

Our opinion on the financial statements does not cover the other information and we do not express any form of assurance conclusion thereon.

In connection with our audit of the financial statements, our responsibility is to read the other information and, in doing so, consider whether the other information is materially inconsistent with the financial statements or our knowledge obtained during the course of our audit or otherwise appears to be materially misstated.

If, based on the work we have performed, we conclude that there is a material misstatement of this other information, we are required to report that fact. We have nothing to report in this regard.

Management's Responsibilities for the Financial Statements

The Company's Board of Directors is responsible for the matters stated in section 134(5) of the Act with respect to the preparation of these financial statements that give a true and fair view of the financial position, financial performance, total comprehensive income, changes in equity and cash flows of the Company in accordance with the Ind AS and other accounting principles generally accepted in India. This responsibility also includes maintenance of adequate accounting records in accordance with the provisions of the Act for safeguarding the assets of the Company and for preventing and detecting frauds and other irregularities; selection and application of appropriate accounting policies; making judgments and estimates that are reasonable and prudent; and design, implementation and maintenance of adequate internal financial controls, that were operating effectively for ensuring the accuracy and completeness of the accounting records, relevant to the preparation and presentation of the financial statements that give a true and fair view and are free from material misstatement, whether due to fraud or error.

In preparing the financial statements, the Board of Directors is responsible for assessing the Company's ability to continue as a going concern, disclosing, as applicable, matters related to going concern and using the going concern basis of accounting unless the management either intends to liquidate the Company or to cease operations, or has no realistic alternative but to do so.

Those Board of Directors are also responsible for overseeing the Company's financial reporting process.



Auditor's Responsibilities for the Audit of Financial Statements

Our objectives are to obtain reasonable assurance about whether the financial statements as a whole are free from material misstatement, whether due to fraud or error, and to issue an auditor's report that includes our opinion. Reasonable assurance is a high level of assurance, but is not a guarantee that an audit conducted in accordance with SAs will always detect a material misstatement when it exists. Misstatements can arise from fraud or error and are considered material if, individually or in the aggregate, they could reasonably be expected to influence the economic decisions of users taken on the basis of these financial statements.

As part of an audit in accordance with SAs, we exercise professional judgment and maintain professional scepticism throughout the audit. We also:

- Identify and assess the risks of material misstatement of the financial statements, whether due to fraud or error, design and perform audit procedures responsive to those risks, and obtain audit evidence that is sufficient and appropriate to provide a basis for our opinion. The risk of not detecting a material misstatement resulting from fraud is higher than for one resulting from error, as fraud may involve collusion, forgery, intentional omissions, misrepresentations, or the override of internal control.
- Obtain an understanding of internal financial controls relevant to the audit in order to design audit procedures that are appropriate in the circumstances. Under section 143(3)(i) of the Act, we are also responsible for expressing our opinion on whether the Company has adequate internal financial controls system in place and the operating effectiveness of such controls.
- Evaluate the appropriateness of accounting policies used and the reasonableness of accounting estimates and related disclosures made by management.
- Conclude on the appropriateness of management's use of the going concern basis of accounting and, based on the audit evidence obtained, whether a material uncertainty exists related to events or conditions that may cast significant doubt on the Company's ability to continue as a going concern. If we conclude that a material uncertainty exists, we are required to draw attention in our auditor's report to the related disclosures in the financial statements or, if such disclosures are inadequate, to modify our opinion. Our conclusions are based on the audit evidence obtained up to the date of our auditor's report. However, future events or conditions may cause the Company to cease to continue as a going concern.
- Evaluate the overall presentation, structure and content of the financial statements, including the disclosures, and whether the financial statements represent the underlying transactions and events in a manner that achieves fair presentation.

Materiality is the magnitude of misstatements in the financial statements that, individually or in aggregate, makes it probable that the economic decisions of a

reasonably knowledgeable user of the financial statements may be influenced. We consider quantitative materiality and qualitative factors in (i) planning the scope of our audit work and in evaluating the results of our work; and (ii) to evaluate the effect of any identified misstatements in the financial statements.

We communicate with those charged with governance regarding, among other matters, the planned scope and timing of the audit and significant audit findings, including any significant deficiencies in internal control that we identify during our audit.

We also provide those charged with governance with a statement that we have complied with relevant ethical requirements regarding independence, and to communicate with them all relationships and other matters that may reasonably be thought to bear on our independence, and where applicable, related safeguards.

From the matters communicated with those charged with the governance, we determine those matters that were of most significance in the audit of the financial statements of the current period and are therefore the key audit matters. We describe these matters in our auditor's report unless law or regulation precludes public disclosure about the matter or when, in extremely rare circumstances, we determine that a matter should not be communicated in our report because the adverse consequences of doing so would reasonably be expected to outweigh the public interest benefits of such communication.

Report on Other Legal and Regulatory Requirements

As required by the Companies (Auditor's Report) Order, 2020 ("the Order"). Issued by the Central Government of India in terms of sub-section (11) of section 143 of the Companies Act, 2013, we give in the "**Annexure-A**" a statement on the matters specified in paragraph 3 and 4 of the order, to the extent applicable.

As required by Section 143(3) of the Act, based on our audit we report that:

- a) We have sought and except for the matter described under "Basis of Qualified Opinion" paragraph, obtained all the information and explanations which to the best of our knowledge and belief were necessary for the purposes of our audit.
- b) Except for the effect of matter described under "Basis of Qualified Opinion" paragraph, in our opinion, proper books of account as required by law have been kept by the Company so far as it appears from our examination of those books.
- c) The Balance Sheet, the Statement of Profit and Loss including Other Comprehensive Income, Statement of Changes in Equity and the Statement of Cash Flow dealt with by this Report are in agreement with the relevant books of account.
- d) In our opinion, except for the effect of matter described under "Basis of Qualified Opinion" paragraph, the aforesaid financial statements comply with the Ind AS specified under Section 133 of the Act, read with Rule 7 of the Companies (Accounts) Rules 2014.

- e) On the basis of written representations received from the directors as on 31st March 2023 taken on the record by the Board of Directors, none of the directors is disqualified as on 31st March 2023 from being appointed as a director in terms of section 164(2) of the Act.
- f) The qualification relating to the maintenance of account other connected there with are as stated in the "Basis of Qualified Opinion" paragraph.
- g) With respect to the adequacy of the internal financial controls over financial reporting of the Company and the operating effectiveness of such controls, refer to our separate Report in "**Annexure-B**". Our report expresses unmodified opinion on the adequacy and operating effectiveness of the Company's internal financial controls over financial reporting.
- h) In our opinion and to the best of our information and according to the explanations given to us, the remuneration paid during the current year by the company to directors is in accordance with the provisions of section 197 of the Act.
- i) With respect to the other matters to be included in the Auditor's Report in accordance with Rule 11 of the Companies (Audit and Auditors) Rules, 2014, as amended, in our opinion and to the best of our information and according to the explanations given to us:
 - i. The company does not have pending litigation hence there is no impact on its financial position in its financial statements.
 - ii. The Company has made provision, as required under the applicable law or accounting standards, for material foreseeable losses, if any, on long-term contracts including derivative contracts.
 - iii. There has been no delay in transferring amount required to be transferred, to the Investor Education and Protection Fund by the Company during the year.
- iv (a). The management has represented that, to the best of its knowledge and belief, other than as disclosed in the notes to the accounts, no funds have been advanced or loaned or invested (either from borrowed funds or share premium or any other sources or kind of funds) by the Company to or in any other person(s) or entity(ies), including foreign entities ("Intermediaries"), with the understanding, whether recorded in writing or otherwise, that the Intermediary shall, whether, directly or indirectly, lend or invest in other persons or entities identified in any manner whatsoever by or on behalf of the Company ("Ultimate Beneficiaries") or provide any guarantee, security or the like on behalf of the Ultimate Beneficiaries.
- iv (b). The management has represented that, to the best of its knowledge and belief, no funds have been received by the Company from any person(s) or entity(ies), including foreign entities ("Funding Parties"), with the understanding, whether recorded in writing or otherwise, that the Company shall, whether, directly or indirectly, lend or invest in other persons or entities identified in any manner whatsoever by or on behalf of the Funding Party ("Ultimate Beneficiaries") or provide any guarantee, security or the like on behalf of the Ultimate Beneficiaries; and
- iv (c). Based on such audit procedures that we considered reasonable and appropriate in the circumstances, nothing has come to our notice that has caused us to believe that the representations under sub-clause (a) and (b) contain any material misstatement.
- v. The Company has Recommended of ₹1.20 per share of ₹10.00 each during the year in compliance with Section 123 of the Act.

For Chaturvedi & Co.

Chartered Accountants

Firm Registration No. 302137E

Pankaj Chaturvedi

Partner

Membership No. 091239

UDIN: 23091239BGWETE4533

Place of Signature: New Delhi

23rd May 2023



ANNEXURE 'A' TO THE INDEPENDENT AUDITOR'S REPORT

(Referred to in paragraph 2 under 'Report on other Legal and Regulatory Requirement' section of our report to the Members of PRAKASH PIPES LIMITED of even date)

- i. (a) (A) The Company has maintained proper records showing full particulars, including quantitative details and situation of Property, Plant and Equipment;
- (B) The Company is maintaining proper records showing full particulars of intangible assets;
- (b) The Property, Plant and Equipment have been physically verified during the year by the management in accordance with a regular programme of verification which, in our opinion, is reasonable having regard to the size of the Company and the nature of its assets. According to the information and explanations given to us no material discrepancies were noticed on such verification.
- (c) According to the information and explanations given to us, and on the basis of our examination of the records of the Company and the title deeds of immovable properties, the title deeds of immovable properties are held in the name of the Company. In respect of immovable properties been taken on lease, the lease agreements are in the name of the Company.
- (d) According to the information and explanations given to us, the Company has not revalued its Property, Plant and Equipment (including Right of Use assets) or intangible assets or both during the year. Accordingly, the reporting under Clause 3(i)(d) of the Order is not applicable to the Company.
- (e) According to the information and explanations given to us, no proceedings have been initiated or are pending against the company for holding any benami property under the Benami Transactions (Prohibition) Act, 1988 (45 of 1988) and rules made thereunder. Accordingly, the reporting under Clause 3(i)(e) of the Order is not applicable to the Company.
- ii. (a) According to the information and explanations given to us, the management has conducted physical verification of inventory at reasonable intervals during the year. In our opinion, the coverage and procedure of such verification by the management is appropriate. The discrepancies noticed on physical verification of inventory as compared to book records were not 10% or more in aggregate for each class of inventory
- (b) According to the information and explanations given to us, the Company has not been sanctioned working capital limits in excess of five crore rupees during any point of time of the year, from the bank, or financial institution on the basis of security of current assets. Accordingly, the reporting under Clause 3(ii)(b) of the Order is not applicable to the Company.
- iii. According to the information and explanations given to us, the Company has not made investments in, provided any guarantee or security or granted any loans or advances in the nature of loans, secured or unsecured, to companies, firms, Limited Liability Partnerships or any other party covered in the register maintained under section 189 of the Act, during the year. Accordingly, the reporting under Clause 3(iii) of the Order is not applicable to the Company.
- iv. According to the information and explanations given to us, the Company has not granted any loans, made investment in, provided any guarantee or security therefore the question of compliances in respect of provisions of section 185 and 186 of the Companies Act does not arise. Accordingly, the reporting under Clause 3(iv) of the Order is not applicable to the Company.
- v. According to the information and explanations given to us, the Company has not accepted any deposit or amounts which are deemed to be deposit within the meaning of the provisions of sections 73 to 76 or any other relevant provisions of the Companies Act and the rules made thereunder during the year. Accordingly, the reporting under Clause 3(v) of the Order is not applicable to the Company.
- vi. We have broadly reviewed the cost records maintained by the Company pursuant to the Rules made by the Central Government under sub-section (1) of Section 148 of the Act and are of the opinion that prima facie, the prescribed accounts and records have been made and maintained. We have, however, not made a detailed examination of these records with a view to determining whether they are accurate or complete.
- vii. (a) According to the information and explanations given to us and the records of the company examined by us, the Company is generally regular in depositing undisputed statutory dues in respect of provident fund, employees' state insurance, income tax, goods and services tax, duty of customs, cess and any other material statutory dues applicable to it with the appropriate authorities. However, advance income tax of ₹392 lakh is pending to be deposited since more than six months.
- (b) According to the information and explanations given to us and the records of the company examined by us, there were no outstanding dues in respect of provident fund, employees' state insurance, income tax, goods and services tax, duty of customs, cess and any other material statutory dues which as at 31st March 2023 have not been deposited on account of any dispute.
- viii. According to the information and explanations given to us, there are no transaction in the books of accounts that has been surrendered or disclosed as income

during the year in the tax assessments under the Income Tax Act, 1961 (43 of 1961).

- ix. (a) According to the information and explanations given to us, the Company has not defaulted in repayment of loans or other borrowing or in the payment of interest thereon to any lenders. Accordingly, the reporting under Clause 3(ix)(a) of the Order is not applicable to the Company.
- (b) According to the information and explanations given to us, the Company has not been declared wilful defaulter by any bank or financial institution or government or other lender
- (c) According to the information and explanations given to us, the Company has applied the term loans, on an overall basis, for the purpose for which the loans were obtained
- (d) According to the information and explanations given to us, and the procedures performed by us, and on an overall examination of the financial statements of the Company, we report that funds raised on short term basis have not been utilised for long term purposes.
- (e) According to the information and explanations given to us, and the procedures performed by us, and on an overall examination of the financial statements of the Company, we report that the Company has not taken any fund from any entity or person on account of or to meet the obligations of its subsidiaries, associates or joint ventures.
- (f) According to the information and explanations given to us, and the procedures performed by us, and on an overall examination of the financial statements of the Company, we report that the Company has not raised loans during the year on the pledge of securities held in its subsidiaries, joint ventures or associate companies.
- x. (a) According to the information and explanations given to us, the Company has not raised any money by way of initial public offer or further public offer (including debt instruments) during the year. Accordingly, the reporting under Clause 3(x)(a) of the Order is not applicable to the Company.
- (b) According to the information and explanations given to us, the Company has neither made any preferential allotment nor private placement of shares or convertible debentures (fully, partially or optionally convertible) during the year therefore the question of compliances in respect of the requirements of section 42 and section 62 of the Companies Act, 2013 and utilization of such fund for the purposes for which the funds were raised does not arise. Accordingly, the reporting under Clause 3(x)(b) of the Order is not applicable to the Company.
- xi. (a) During the course of our examination of the books and records of the Company, carried out in accordance with the generally accepted auditing practices in India, and according to the

information and explanations given to us, we have neither come across any instance of fraud by the Company or on the Company, noticed or reported during the year, nor have we been informed of any such case by the Management.

- (b) During the course of our examination of the books and records of the Company, carried out in accordance with the generally accepted auditing practices in India, and according to the information and explanations given to us, a report under Section 143(12) of the Act, in Form ADT-4, as prescribed under rule 13 of Companies (Audit and Auditors) Rules, 2014 was not required to be filed with the Central Government. Accordingly, the reporting under Clause 3(xi)(b) of the Order is not applicable to the Company.
- (c) During the course of our examination of the books and records of the Company, carried out in accordance with the generally accepted auditing practices in India, and according to the information and explanations given to us, the Company has not received whistle-blower complaints during the year. Accordingly, the reporting under Clause 3(xi)(c) of the Order is not applicable to the Company.
- xii. According to the information and explanations given to us, the Company is not a Nidhi Company. Accordingly, the provision of Para 3 (xii) of the Order is not applicable to the Company.
- xiii. According to the information and explanations given to us and based on our examination of the records of the Company, all transactions with the related parties are in compliance with sections 177 and 188 of the Act, where applicable and the details have been disclosed in the financial statements as required by the applicable accounting standards.
- xiv. (a) In our opinion and according to the information and explanation given to us, the Company has an internal audit system commensurate with the size and nature of its business.
- (b) The reports of the Internal Auditor for the period under audit have been considered by us.
- xv. According to the information and explanations given to us and based on our examination of the records of the Company, the Company has not entered into any non-cash transactions with directors or persons connected with them. Accordingly, the provision of section 192 of the Companies Act, 2013 is not applicable to the Company.
- xvi. (a) The Company is not required to be registered under Section 45-IA of the Reserve Bank of India Act, 1934. Accordingly, the reporting under Clause 3(xvi)(a) of the Order is not applicable to the Company.
- (b) The Company has not conducted non-banking financial / housing finance activities during the year. Accordingly, the reporting under Clause 3(xvi)(b) of the Order is not applicable to the Company.



- (c) The Company is not a Core Investment Company (CIC) as defined in the regulations made by the Reserve Bank of India. Accordingly, the reporting under Clause 3(xvi)(c) of the Order is not applicable to the Company.
- (d) Based on the information and explanations provided by the management of the Company, the Company does not have any CIC within the Group. Accordingly, the reporting under Clause 3(xvi)(d) of the Order is not applicable to the Company.
- xvii. The Company has not incurred any cash losses in the financial year or in the immediately preceding financial year.
- xviii. There has been no resignation of the statutory auditors during the year and accordingly the reporting under Clause 3(xviii) of the Order is not applicable to the Company.
- xix. According to the information and explanations given to us and on the basis of the financial ratios (also refer Note 44 to the financial statements), ageing and expected dates of realisation of financial assets and payment of financial liabilities, other information accompanying the financial statements, our knowledge of the Board

of Directors and management plans and based on our examination of the evidence supporting the assumptions, nothing has come to our attention, which causes us to believe that any material uncertainty exists as on the date of the audit report that the Company is not capable of meeting its liabilities existing at the date of the balance sheet as and when they fall due within a period of one year from the balance sheet date. We further state that our reporting is based on the facts up to the date of the audit report and we neither give any guarantee nor any assurance that all liabilities falling due within a period of one year from the balance sheet date will get discharged by the Company as and when they fall due.

- xx. The Company has during the year spent the amount of Corporate Social Responsibility as required under sub section (5) of Section 135 of the Act. Accordingly, reporting under clause 3(xx) of the Order is not applicable to the Company.
- xxi. The reporting under Clause 3(xxi) of the Order is not applicable in respect of audit of financial statements. Accordingly, no comment in respect of the said clause has been included in this report.

For Chaturvedi & Co.

Chartered Accountants
Firm Registration No. 302137E

Pankaj Chaturvedi

Partner
Membership No. 091239
UDIN: 23091239BGWETE4533

Place of Signature: New Delhi
23rd May 2023

ANNEXURE 'B' TO THE INDEPENDENT AUDITOR'S REPORT

(Referred to in 'Report on other Legal and Regulatory Requirement' section of our report to the Members of PRAKASH PIPES LIMITED of even date)

Report on the Internal Financial Controls over Financial reporting under Clause (i) of Sub-section 3 of Section 143 of the Companies Act, 2013 ("the Act")

We have audited the internal financial controls over financial reporting of Prakash Pipes Limited ("the Company") as of 31st March 2023 in conjunction with our audit of the financial statements of the Company for the year ended on that date.

Management's Responsibility for Internal Financial Controls

The Company's management is responsible for establishing and maintaining internal financial controls based on the internal control over financial reporting criteria established by the Company considering the essential components of internal control stated in the Guidance Note on Audit of Internal Financial Controls Over Financial Reporting issued by the Institute of Chartered Accountants of India. These responsibilities include the design, implementation and maintenance of adequate internal financial controls that were operating effectively for ensuring the orderly and efficient conduct of its business, including adherence to company's policies, the safeguarding of its assets, the prevention and detection of frauds and errors, the accuracy and completeness of the accounting records, and the timely preparation of reliable financial information, as required under the Companies Act, 2013.

Auditors' Responsibility

Our responsibility is to express an opinion on the Company's internal financial controls over financial reporting of the Company based on our audit. We conducted our audit in accordance with the Guidance Note on Audit of Internal Financial Controls Over Financial Reporting (the "Guidance Note") issued by the Institute of Chartered Accountants of India and the Standards on Auditing prescribed under Section 143(10) of the Companies Act, 2013, to the extent applicable to an audit of internal financial controls. Those Standards and the Guidance Note require that we comply with ethical requirements and plan and perform the audit to obtain reasonable assurance about whether adequate internal financial controls over financial reporting was established and maintained and if such controls operated effectively in all material respects.

Our audit involves performing procedures to obtain audit evidence about the adequacy of the internal financial controls system over financial reporting and their operating effectiveness.

Our audit of internal financial controls over financial reporting included obtaining an understanding of internal financial controls over financial reporting, assessing the risk that a material weakness exists, and testing and evaluating the design and operating effectiveness of internal control based on the assessed risk. The procedures selected depend on the auditor's judgment, including the assessment of the risks of material misstatement of the financial statements, whether due to fraud or error.

We believe that the audit evidence we have obtained is sufficient and appropriate to provide a basis for our qualified audit opinion on the Company's internal financial controls system over financial reporting.

Meaning of Internal Financial Controls Over Financial Reporting

A company's internal financial control over financial reporting is a process designed to provide reasonable assurance regarding the reliability of financial reporting and the preparation of financial statements for external purposes in accordance with generally accepted accounting principles. A company's internal financial control over financial reporting includes those policies and procedures that (1) pertain to the maintenance of records that, in reasonable detail, accurately and fairly reflect the transactions and dispositions of the assets of the company; (2) provide reasonable assurance that transactions are recorded as necessary to permit preparation of financial statements in accordance with generally accepted accounting principles, and that receipts and expenditures of the company are being made only in accordance with authorization of management and directors of the company; and (3) provide reasonable assurance regarding prevention or timely detection of unauthorized acquisition, use, or disposition of the company's assets that could have a material effect on the financial statements.

Inherent Limitations of Internal Financial Controls Over Financial Reporting

Because of the inherent limitations of internal financial controls over financial reporting, including the possibility of collusion or improper management override of controls, material misstatements due to error or fraud may occur and not be detected. Also, projections of any evaluation of the internal financial controls over financial reporting to future periods are subject to the risk that the internal financial control over financial reporting may become inadequate because of changes in conditions, or that the degree of compliance with the policies or procedures may deteriorate.



Opinion

In our opinion and according to the information and explanations given to us, the Company has, in all material respects, an adequate internal financial controls system over financial reporting and such internal financial controls over financial reporting were operating effectively as

at 31st March 2023, based on the internal control over financial reporting criteria established by the Company considering the essential components of internal control stated in the Guidance Note on Audit of Internal Financial Controls Over Financial Reporting issued by the Institute of Chartered Accountants of India.

For Chaturvedi & Co.

Chartered Accountants
Firm Registration No. 302137E

Pankaj Chaturvedi

Partner

Membership No. 091239

UDIN: 23091239BGWETE4533

Place of Signature: New Delhi
23rd May, 2023

Balance Sheet

As at 31st March, 2023

(₹ in lakh)

Particulars	Note No.	As at 31 st March 2023	As at 31 st March 2022
ASSETS			
Non Current Assets			
(a) Property, Plant and Equipment	3	6,757	10,111
(b) Capital Work-in-progress	3	477	408
(c) Financial Assets			
(i) Other Financial Assets	4	605	220
(d) Other Non Current Assets	5	116	157
(e) Deferred Tax Assets(Net)	6	519	1,224
		8,474	12,120
Current Assets			
(a) Inventories	7	4,914	5,917
(b) Financial Assets			
(i) Trade Receivables	8	7,524	5,877
(ii) Cash and Cash Equivalents	9	9,069	3,212
(iii) Bank Balance other than (ii) above	10	3,034	1,438
(iv) Other Financial Assets	11	5	4
(c) Other Current Assets	12	1,533	1,086
		26,079	17,534
TOTAL ASSETS		34,553	29,654
EQUITY AND LIABILITIES			
EQUITY			
(a) Equity Share Capital	13	2,392	2,392
(b) Other Equity	14	25,469	21,139
		27,861	23,531
LIABILITIES			
Non Current Liabilities			
(a) Financial Liabilities			
(i) Borrowings	15	26	42
(ii) Lease liabilities		-	6
(iii) Other Financial Liabilities	16	2	9
(b) Provisions	17	373	328
		401	385
Current Liabilities			
(a) Financial Liabilities			
(i) Borrowings	18	932	468
(ii) Lease liabilities		-	1
(iii) Trade Payables	19		
-Total outstanding dues of Micro Enterprises and Small Enterprises		412	390
-Total outstanding due of creditors other than Micro Enterprises and Small Enterprises		2,070	2,049
(iv) Other Financial liabilities	20	609	579
(b) Other current Liabilities	21	305	178
(c) Provisions	22	228	177
(d) Current tax Liabilities(Net)	23	1,735	1,896
		6,291	5,738
TOTAL EQUITY AND LIABILITIES		34,553	29,654

The accompanying notes are an integral part of these financial statements
As per our report of even date attached

For **Chaturvedi & Co.**
Chartered Accountants
Firm Registration No.302137E

Pankaj Chaturvedi
Partner
M.No. 091239

New Delhi
23rd May, 2023

For and on behalf of the Board

Vikram Agarwal
Director
DIN: 00054125

Jagdish Chandra
Company Secretary
M.No. ACS 47018

Kanha Agarwal
Managing Director
DIN: 06885529

Dalip Kumar Sharma
Chief Financial Officer

Statement of Profit and Loss

For the year ended 31st March, 2023

(₹ in lakh)

Particulars	Note No.	For the year ended 31 st March 2023	For the year ended 31 st March 2022
INCOME			
Revenue from operations	24	70,921	61,675
Other Income	25	2,161	308
Total Income		73,082	61,983
EXPENSES			
Cost of material consumed		52,565	47,739
Changes in inventories of finished goods and work-in-progress	26	664	(908)
Employee benefits expense	27	3,107	2,642
Finance costs	28	311	242
Depreciation expense	29	1,218	1,092
Other expenses	30	6,269	4,463
Total expenses		64,134	55,270
Profit before exceptional items and tax		8,948	6,713
Exceptional Items	33	2,504	-
Less: Transfer from General reserve	33	(2,504)	-
Profit before tax		8,948	6,713
Tax expenses:			
Current tax		1,910	1,846
Deferred Tax		(91)	187
Total tax expense		1,819	2,033
Profit for the year		7,129	4,680
Other Comprehensive Income			
a) Items that will not be reclassified to Profit or Loss			
- Remeasurement of defined benefit plans		(12)	(25)
b) Income tax relating to items that will not be reclassified to profit or loss			
- Remeasurement of defined benefit plans		4	7
Total other comprehensive Income		(8)	(18)
Total Comprehensive Income for the year		7,121	4,662
Earning per equity share:			
(Face Value of ₹ -10/- each) (refer note 38)			
Basic ₹		29.81	19.57
Diluted ₹		29.81	18.88

The accompanying notes are an integral part of these financial statements

As per our report of even date attached

For **Chaturvedi & Co.**
Chartered Accountants
Firm Registration No.302137E

Pankaj Chaturvedi
Partner
M.No. 091239

New Delhi
23rd May, 2023

For and on behalf of the Board

Vikram Agarwal
Director
DIN: 00054125

Jagdish Chandra
Company Secretary
M.No. ACS 47018

Kanha Agarwal
Managing Director
DIN: 06885529

Dalip Kumar Sharma
Chief Financial Officer

Statement of Changes in Equity

For the year ended 31st March, 2023

Equity Shares of ₹10 each issued, subscribed and fully paid up

A. EQUITY

(₹ in lakh)

	Number of Shares	Amount
As at 1 st April, 2021	2,39,18,354	2,392
Change in share capital during the year	-	-
As at 1 st April, 2022	2,39,18,354	2,392
Change in share capital during the year	-	-
Balance as at 31st March, 2023	2,39,18,354	2,392

B. Other Equity

(₹ in lakh)

Particulars	Reserves and Surplus						Total
	Capital Reserve	Securities Premium	Contingent Consideration	General Reserve	Other Comprehensive Income	Retained Earnings	
Balance as at 1 st April, 2021	6,091	2,257	86	4,000	(39)	4,369	16,764
Profit for the year	-	-	-	-	(18)	4,680	4,662
Dividend on Equity Shares	-	-	-	-	-	(287)	(287)
Transferred to General Reserve	-	-	-	2,000	-	(2000)	-
Balance as at 31st March, 2022	6,091	2,257	86	6,000	(57)	6,762	21,139
Profit for the year	-	-	-	-	(8)	7,129	7121
Dividend on Equity Shares	-	-	-	-	-	(287)	(287)
Transferred to Capital Reserve	86	-	(86)	-	-	-	-
Transferred to General Reserve	-	-	-	3496*	-	(6000)	(2504)
Balance as at 31st March, 2023	6,177	2,257	-	9,496	(65)	7,604	25,469

* Net of transfer of ₹2504 lakh to Profit & Loss account.

Nature and purpose of Reserves

- Capital Reserve:- The capital reserve was recognised pursuant to the scheme of arrangement and demerger ("the scheme") between Prakash Industries limited (PIL) ("the demerged company") and Prakash Pipes Limited (PPL) ("the resulting company") as approved by the National Company Law Tribunal (NCLT) Chandigarh on March 14, 2019. Further, during the year contingent consideration no more required has been transferred to capital reserve. This reserve is not freely available for distribution to the shareholders.
- Securities premium:- The amount of difference between the issue price and the face value of the shares is recognized in Securities premium.
- Retained earnings:- Retained earnings comprises of the profits of the company earned till date net of distributions and other adjustments.
- General reserve:- General reserve is the portion of the net profit transferred by the Company during the current year and previous year.
- Other comprehensive Income:- Differences between the interest income on plan assets and the return actually achieved, and any changes in the liabilities over the year due to changes in actuarial assumptions or experience adjustments within the plans, are recognised in other comprehensive income.

The accompanying notes are an integral part of these financial statements

As per our report of even date attached

For **Chaturvedi & Co.**
Chartered Accountants
Firm Registration No.302137E

For and on behalf of the Board

Pankaj Chaturvedi
Partner
M.No. 091239

Vikram Agarwal
Director
DIN: 00054125

Kanha Agarwal
Managing Director
DIN: 06885529

New Delhi
23rd May, 2023

Jagdish Chandra
Company Secretary
M.No. ACS 47018

Dalip Kumar Sharma
Chief Financial Officer

Statement of Cash Flow

For the year ended 31st March, 2023

(₹ in lakh)

Particulars	For the year ended 31 st March 2023	For the year ended 31 st March 2022
A. Cash Flow From Operating Activities:		
Profit before tax	8,948	6,713
Adjustments for		
Provision for employee benefit	97	83
(Profit) / Loss on sale of fixed assets	(1,603)	(18)
Allowance for doubtful debts and advances	54	54
Depreciation expenses	1,218	1,092
Interest Income	(428)	(196)
Financial Costs	311	242
Operating Profit before working Capital changes	8,597	7,970
Adjustments for		
Trade receivables	(1,701)	(1,515)
Other financial assets	(1,982)	381
Other current assets	(446)	(602)
Inventories	1,003	(407)
Trade payable and other financial liabilities	135	371
Other current liabilities	113	67
Cash generated from operations	5719	6265
Direct Taxes Paid(Net of refund)	1470	1146
Net Cash from operating activities	4249	5119
B. Cash Flow From Investing Activities:		
Sale Proceeds of fixed assets	1807	19
Payment for Property, Plant and Equipment including CWIP and capital advances	(677)	(3,783)
Interest received	428	195
Net cash used in investing activities	1,558	(3,569)
C. Cash Flow From Financing Activities:		
Repayments/(Proceeds) from borrowings (Net)	448	361
Dividend paid	(287)	(287)
Interest paid	(111)	(29)
Net Cash from financing activities	50	45
Net Changes in Cash & Cash equivalents (A+B+C)	5857	1595
Opening balance of Cash & Cash equivalents	3212	1617
Closing balance of Cash & Cash equivalents	9069	3212

The accompanying notes are an integral part of these financial statements
As per our report of even date attached

For **Chaturvedi & Co.**
Chartered Accountants
Firm Registration No.302137E

Pankaj Chaturvedi
Partner
M.No. 091239

New Delhi
23rd May, 2023

For and on behalf of the Board

Vikram Agarwal
Director
DIN: 00054125

Jagdish Chandra
Company Secretary
M.No. ACS 47018

Kanha Agarwal
Managing Director
DIN: 06885529

Dalip Kumar Sharma
Chief Financial Officer

Notes on Financial Statements

1. Company Overview

Prakash Pipes Limited (the "Company") is a public limited company domiciled in India and is incorporated under the provisions of the Companies Act applicable in India and its equity shares are listed on the National Stock Exchange (NSE) and Bombay Stock Exchange (BSE) in India. It has been engaged primarily in the business of manufacturing of PVC pipes & fittings and Flexible packaging. The Company has its manufacturing facilities in India and sells its products in domestic as well as international market.

The financial statements for the year ended 31st March, 2023 were approved for issue in accordance with a resolution of the Board of Directors of the Company dated 23rd May 2023.

2. Significant Accounting policies

2.1 Basis of preparation

These financial statements are prepared in accordance with Indian Accounting Standards (Ind AS) notified under Section 133 of the Companies Act, 2013 ('the Act') read with Rule 3 of the Companies (Indian Accounting Standards) Rules, 2015 as amended, and presentation requirements of Schedule III to the Act under the historical cost convention on accrual basis except for certain financial instruments which are measured at fair value.

Accounting policies have been consistently applied except where a newly issued accounting standard is initially adopted or a revision to an existing accounting standard requires a change in the accounting policy hitherto in use.

The financial statements are presented in ₹, which is also the Company's functional currency and all values are rounded to the nearest lakh (₹ 00,000), except when otherwise indicated.

All assets and liabilities, other than deferred tax assets and liabilities, have been classified as current or non-current as per the Company's normal operating cycle and other criteria set out in the Schedule III (Division II) to the Act. Deferred tax assets and liabilities are classified as non-current assets and liabilities. Based on the nature of products and the time between the acquisition of assets for processing and their realisation in cash and cash equivalents, the Company has ascertained its operating cycle as 12 months for current and non-current classification of assets and liabilities.

2.2 Critical accounting judgements and key sources of estimation uncertainty

The preparation of the financial statements in conformity with the Ind AS requires management to make judgements, estimates and assumptions that affect the application of accounting policies and the reported amounts of assets, liabilities and

disclosures as at the date of the financial statements and the reported amounts of the revenues and expenses for the years presented. The estimates and associated assumptions are based on historical experience and other factors that are considered to be relevant. Actual results may differ from these estimates under different assumptions and conditions.

The estimates and underlying assumptions are reviewed on an ongoing basis. Revisions to accounting estimates are recognized in the period in which the estimate is revised if the revision affects only that period or in the period of the revision and future periods if the revision affects both current and future periods.

Critical Judgements In the process of applying the Company's accounting policies, management has made the following judgements, which have the most significant effect on the amounts recognized in the financial statements:

Discount rate used to determine the carrying amount of the Company's defined benefit obligation: In determining the appropriate discount rate for plans operated in India, the management considers the interest rates of government bonds in currencies consistent with the currencies of the post-employment benefit obligation.

Contingences and commitments: In the normal course of business, contingent liabilities may arise from litigations and other claims against the Company. Where the potential liabilities have a low probability of crystallizing or are very difficult to quantify reliably, company treats them as contingent liabilities. Such liabilities are disclosed in the notes but are not provided for in the financial statements. Although there can be no assurance regarding the final outcome of the legal proceedings, company does not expect them to have a materially adverse impact on the financial position or profitability.

Key sources of estimation uncertainty

The key assumptions concerning the future and other key sources of estimation uncertainty at the end of the reporting period, that have a significant risk of causing a material adjustment to the carrying amounts of assets and liabilities within the next financial year are discussed below:

Income taxes: The Company's tax jurisdiction is India. Significant judgments are involved in determining the provision for income taxes, including amount expected to be paid / recovered for uncertain tax positions.

Useful lives of property, plant and equipment: As described in note 2.7, the Company reviews the estimated useful lives and residual values of property, plant and equipment at the end of each reporting period. During the current financial year, the management determined that there were no



Notes on Financial Statements

changes to the useful lives and residual values of the property, plant and equipment.

Allowances for doubtful debts: The Company makes allowances for doubtful debts based on an assessment of the recoverability of trade and other receivables. The identification of doubtful debts requires use of judgement and estimates.

2.3 Operating Cycle and Current versus non-current classification

The Company presents assets and liabilities in the balance sheet based on current/ non-current classification in accordance with Part-I of Division-II of Schedule III of the Companies Act, 2013.

The operating cycle is the time between the acquisition of assets for processing and their realization in cash and cash equivalents. The Company has identified twelve months as its normal operating cycle.

An asset is treated as current when it (a) Expected to be realised or intended to be sold or consumed in normal operating cycle; (b) Held primarily for the purpose of trading; or (c) Expected to be realised within twelve months after the reporting period, or (d) The asset is cash or cash equivalent unless restricted from being exchanged or used to settle a liability for at least twelve months after the reporting period. All other assets are classified as non-current.

A liability is current when (a) It is expected to be settled in normal operating cycle; or (b) It is held primarily for the purpose of trading; or (c) It is due to be settled within twelve months after the reporting period, or (d) There is no unconditional right to defer the settlement of the liability for at least twelve months after the reporting period. Terms of a liability that could, at the option of the counterparty, results in its settlement by the issue of equity instruments do not affect its classification. The Company classifies all other liabilities as non-current.

2.4 Revenue recognition

Revenue

The Company manufactures and sells a range of PVC pipes & fittings and packaging products. The disclosures of significant accounting judgments, estimates and assumptions relating to revenue from contracts with customers are provided below.

Sale of products

Revenue from sale of products is recognised when control of the products has transferred, being when the products are delivered to the customer. Delivery occurs when the products have been delivered to the specific location as the case may be, the risks of loss has been transferred, and either the customer has accepted the products in accordance with the sales contract, or the Company has objective

evidence that all criteria for acceptance have been satisfied. Sale of products include related ancillary services, if any.

Revenue from these sales is recognised based on the price specified in the contract, net of the estimated trade discounts. Accumulated experience is used to estimate and provide for the discounts, using the most likely method, and revenue is only recognised to the extent that it is highly probable that a significant reversal will not occur.

No element of financing is deemed present as the sales are generally made with a credit term of 30-90 days, which is consistent with market practice. Any obligation to provide a refund is recognised as a provision. A receivable is recognised when the goods are delivered as this is the point in time that the consideration is unconditional because only the passage of time is required before the payment is due. The Company does not have any contracts where the period between the transfer of the promised goods or services to the customer and payment by the customer exceeds one year.

Interest income

Interest income is accrued on a time basis, by reference to the principal outstanding and at the effective interest rate applicable.

Dividends

Dividend income from investments is recognised when the Company's right to receive the payment is established, which is generally when shareholders approve the dividend.

2.5 Segment Reporting

Operating segments are defined as components of an enterprise for which discrete financial information is available that is evaluated regularly by the Chief Financial Officer, in deciding how to allocate resources and assessing performance. Thus, the Company's business falls under two operational segments i.e. PVC pipes & fittings and Flexible Packaging.

Segment revenue, segment expenses, segment assets and segment liabilities have been identified to segments on the basis of their relationship to the operating activities of the segment. Inter segment revenue is accounted on the basis of transactions which are primarily determined based on market / fair value factors. Revenue, expenses, assets and liabilities which relate to the Company as a whole and are not allocable to segments on a reasonable basis have been included under "unallocated revenue / expenses / assets / liabilities".

2.6 Government grants

Grants from the government are recognized where there is a reasonable assurance that the grant will

Notes on Financial Statements

be received and the company will comply with all applicable conditions.

Government grants relating to income are deferred and recognized in the profit or loss over the period necessary to match them with the costs that they are intended to compensate and presented within other income.

Government grants relating to the purchase of property, plant and equipment are included in non-current liabilities as deferred income and are credited to profit or loss on a straight line basis over the expected live of the related assets and presented within other income.

2.7 Property, plant and equipment

Property, plant and equipment (PPE) are initially recognised at cost. The initial cost of PPE comprises its purchase price, including non-refundable duties and taxes net of any trade discounts and rebates. The cost of PPE includes interest on borrowings (borrowing cost) directly attributable to acquisition, construction or production of qualifying assets subsequent to initial recognition, PPE are stated at cost less accumulated depreciation (other than freehold land, which are stated at cost) and impairment losses, if any.

Subsequent costs are included in the asset's carrying amount or recognised as a separate asset, as appropriate, only when it is probable that future economic benefits associated with the item will flow to the Company and the cost of the item can be measured reliably. The carrying amount of any component accounted for as a separate asset is derecognised when replaced. All other repairs and maintenance are charged to profit or loss during the reporting period in which they are incurred.

Assets held under finance leases are depreciated over their expected useful lives on the same basis as owned assets. However, when there is no reasonable certainty that ownership will be obtained by the end of the lease term, assets are depreciated over the shorter of the lease term and useful lives.

Depreciation is recognised so as to write off the cost of assets (other than freehold land and capital work in progress) less their residual values over the useful lives, using the straight-line method ("SLM") in the manner prescribed in Schedule II of the Act. Management believes based on a technical evaluation (which is based on technical advice, taking into account the nature of the asset, the estimated usage of the asset, the operating conditions of the asset, past history of replacement, anticipated technological changes, manufacturers warranties and maintenance support, etc.) that the useful lives of the assets as considered by the company reflect the periods over which these assets are expected to be used.

The carrying values of property, plant and equipment are reviewed for impairment when events or changes in circumstances indicate that the carrying value may not be recoverable.

The residual values, useful life and depreciation method are reviewed at each financial year-end to ensure that the amount, method and period of depreciation are consistent with previous estimates and the expected pattern of consumption of the future economic benefits embodied in the items of property, plant and equipment.

2.8 Capital work-in-progress

Capital work-in-progress are carried at cost, comprising direct cost, related incidental expenses and attributable borrowing cost.

2.9 Impairment of PPE:

Property, plant and equipment with finite life are evaluated for recoverability whenever there is any indication that their carrying amounts may not be recoverable. If any such indication exists, the recoverable amount (i.e. higher of the fair value less cost to sell and the value-in-use) is determined on an individual asset basis unless the asset does not generate cash flows that are largely independent of those from other assets. In such cases, the recoverable amount is determined for the cash-generating unit (CGU) to which the asset belongs.

If the recoverable amount of an asset (or CGU) is estimated to be less than its carrying amount, the carrying amount of the asset (or CGU) is reduced to its recoverable amount. An impairment loss is recognized in the Statement of Profit and Loss.

2.10 Income tax

Income tax expense comprises current tax expense and the net change in the deferred tax asset or liability during the year. Current and deferred taxes are recognised in Statement of Profit and Loss, except when they relate to items that are recognised in other comprehensive income or directly in equity, in which case, the current and deferred tax are also recognised in other comprehensive income or directly in equity, respectively.

Current tax: Current tax is measured at the amount of tax expected to be payable on the taxable income for the year as determined in accordance with the provisions of the Income Tax Act, 1961. Current tax assets and current tax liabilities are offset when there is a legally enforceable right to set off the recognized amounts and there is an intention to settle the asset and the liability on a net basis.

Deferred tax: Deferred income tax is recognized using the Balance Sheet approach. Deferred income tax assets and liabilities are recognised for deductible and taxable temporary differences



Notes on Financial Statements

arising between the tax base of assets and liabilities and their carrying amount, except when the deferred income tax arises from the initial recognition of an asset or liability in a transaction that is not a business combination and affects neither accounting nor taxable profit or loss at the time of the transaction.

Deferred tax assets are recognised only to the extent that it is probable that either future taxable profits or reversal of deferred tax liabilities will be available, against which the deductible temporary differences, and the carry forward of unused tax credits and unused tax losses can be utilized. The carrying amount of a deferred tax asset is reviewed at the end of each reporting date and reduced to the extent that it is no longer probable that sufficient taxable profit will be available to allow all or part of the deferred income tax asset to be utilized.

Deferred tax assets and liabilities are measured using the tax rates and tax laws that have been enacted or substantively enacted by the end of the reporting period and are expected to apply when the related deferred tax asset is realized or the deferred tax liability is settled. Deferred tax assets and liabilities are offset when there is a legally enforceable right to set current tax assets and liabilities and when the deferred tax balances relate to the same taxation authority.

2.11 Operating Leases Including Investment Properties

The Company assesses at contract inception whether a contract is, or contains, a lease. That is, if the contract conveys the right to control the use of an identified asset for a period of time in exchange for consideration.

As a lessee

a) Right-of-use assets

The Company recognises right-of-use assets at the commencement date of the lease (i.e. the date the underlying asset is available for use). Right-of-use assets are measured at cost, less any accumulated depreciation and impairment losses, and adjusted for any remeasurement of lease liabilities. The cost of right-of-use assets includes the amount of lease liabilities recognised, initial direct costs incurred, and lease payments made at or before the commencement date less any lease incentives received. Right-of-use assets are depreciated on a straight-line basis over the shorter of the lease term and the estimated useful lives of the assets.

If ownership of the leased asset transfers to the Company at the end of the lease term or the cost reflects the exercise of a purchase option, depreciation is calculated using the estimated useful life of the asset.

The right-of-use assets are also subject to impairment. Refer to note 2.9 for accounting policies on impairment of non financial assets.

b) Lease liabilities

At the commencement date of the lease, the Company recognises lease liabilities measured at the present value of lease payments to be made over the lease term. The lease payments primarily comprise of fixed payments.

In calculating the present value of lease payments, the Company uses its incremental borrowing rate at the lease commencement date because the interest rate implicit in the lease is not readily determinable. After the commencement date, the amount of lease liabilities is increased to reflect the accretion of interest and reduced for the lease payments made.

c) Short-term leases and leases of low value assets

The Company applies the short-term lease recognition exemption to its short-term leases of office spaces and certain equipment (i.e. those leases that have a lease term of 12 months or less from the commencement date and do not contain a purchase option). It also applies the lease of low-value assets recognition exemption to leases of office equipment that are considered to be low value. Lease payments on short-term leases and leases of low-value assets are recognised as expense on a straight-line basis over the lease term.

As a lessor

Leases in which the Company does not transfer substantially all the risks and rewards incidental to ownership of an asset are classified as operating leases. Rental income arising is accounted for on a straight-line basis over the lease terms. Initial direct costs incurred in negotiating and arranging an operating lease are added to the carrying amount of the leased asset and recognised over the lease term on the same basis as rental income.

2.12 Cash and cash equivalents

For the purpose of presentation in the statement of cash flows, cash and cash equivalents includes cash on hand, deposits held at call with financial institutions, other short-term, highly liquid investments with original maturities of three months or less that are readily convertible to known amounts of cash and which are subject to an insignificant risk of changes in value.

2.13 Provisions and Contingent Liabilities

Provisions are recognised when the Company has a present obligation (legal or constructive) as a

Notes on Financial Statements

result of a past event, it is probable that an outflow of resources embodying economic benefits will be required to settle the obligation and a reliable estimate can be made of the amount of the obligation. Provisions are measured at the best estimate of the expenditure required to settle the present obligation at the Balance Sheet date.

If the effect of the time value of money is material, provisions are discounted to reflect its present value using a current pre-tax rate that reflects the current market assessments of the time value of money and the risks specific to the obligation. When discounting is used, the increase in the provision due to the passage of time is recognised as a finance cost.

Contingent liabilities are disclosed when there is a possible obligation arising from past events, the existence of which will be confirmed only by the occurrence or non-occurrence of one or more uncertain future events not wholly within the control of the Company or a present obligation that arises from past events where it is either not probable that an outflow of resources will be required to settle the obligation or a reliable estimate of the amount cannot be made.

2.14 Inventories

Inventories are valued at lower of cost on FIFO basis and net realisable value after providing for obsolescence and other losses, where considered necessary. Cost includes all charges in bringing the goods to their present location and condition, including octroi and other levies, transit insurance and receiving charges. Work-in-progress and finished goods include appropriate proportion of overheads and, where applicable, excise duty. Net realisable value is the estimated selling price in the ordinary course of business, less the estimated costs of completion and the estimated costs necessary to make the sale.

2.15 Non-derivative financial instruments

Classification

The classification is done depending upon the Company's business model for managing the financial assets and the contractual terms of the cash flows.

For assets classified as 'measured at fair value', gains and losses will either be recorded in profit or loss or other comprehensive income, as elected. For assets classified as 'measured at amortized cost', this will depend on the business model and contractual terms of the cash flows.

Initial Measurement and Recognition

Financial assets and liabilities are recognised when the Company becomes a party to the contractual provisions of the instrument. Financial assets

and liabilities are initially measured at fair value. Transaction costs that are directly attributable to the acquisition or issue of financial assets and financial liabilities (other than financial assets and financial liabilities at fair value through profit or loss) are added to or deducted from the fair value measured on initial recognition of financial asset or financial liability.

a. Financial assets – Subsequent measurement

Financial assets at amortised cost: Financial assets are subsequently measured at amortised cost if these financial assets are held within a business whose objective is to hold these assets in order to collect contractual cash flows and the contractual terms of the financial asset give rise on specified dates to cash flows that are solely payments of principal and interest on the principal amount outstanding.

Financial assets at fair value through other comprehensive income (FVTOCI): Financial assets are measured at fair value through other comprehensive income if these financial assets are held within a business whose objective is achieved by both collecting contractual cash flows that give rise on specified dates to solely payments of principal and interest on the principal amount outstanding and by selling financial assets.

Financial assets at fair value through profit or loss (FVTPL): Financial assets are measured at fair value through profit or loss unless it is measured at amortized cost or at fair value through other comprehensive income on initial recognition. The transaction costs directly attributable to the acquisition of financial assets and liabilities at fair value through profit or loss are immediately recognised in profit or loss.

b. Financial liabilities - Subsequent measurement

Financial liabilities are measured at amortised cost using the effective interest method. The measurement of financial liabilities depends on their classification, as described below:

Loans and borrowings: After initial recognition, interest-bearing loans and borrowings are subsequently measured at amortised cost on accrual basis.

Composite financial Instrument: The fair value of the liability portion of an optionally convertible bond is determined using a market interest rate for an equivalent non-convertible bond. This amount is recorded as a liability on an amortised cost basis until extinguished on conversion or redemption of the bonds. The remainder of the proceeds is attributable to the equity portion of the compound



Notes on Financial Statements

instrument. This is recognised and included in shareholders' equity.

Impairment of financial assets

The Company assesses on a forward-looking basis, the expected credit losses associated with its financial assets carried at amortised cost for e.g., debt securities, deposits, trade receivables and bank balances; and lease receivables. The impairment methodology applied depends on whether there has been a significant increase in credit risk and if so, assess the need to provide for the same in the Statement of Profit and Loss.

The Company follows 'simplified approach' for recognition of impairment loss allowance on trade receivables and all lease receivables.

The application of simplified approach does not require the Company to track changes in credit risk. Rather, it recognises impairment loss allowance based on lifetime expected credit losses (ECL) at each reporting date, right from its initial recognition.

For recognition of impairment loss on other financial assets and risk exposure, the Company determines whether there has been a significant increase in the credit risk since initial recognition. If credit risk has not increased significantly, 12-month ECL is used to provide for impairment loss. However, if credit risk has increased significantly, lifetime ECL is used. If, in a subsequent period, credit quality of the instrument improves such that there is no longer a significant increase in credit risk since initial recognition, then the entity reverts to recognising impairment loss allowance based on 12-month ECL.

Lifetime ECL are the expected credit losses resulting from all possible default events over the expected life of a financial instrument. The 12-month ECL is a portion of the lifetime ECL which results from default events that are possible within 12 months after the reporting date.

ECL is the difference between all contractual cash flows that are due to the Company in accordance with the contract and all the cash flows that the entity expects to receive (i.e., all cash shortfalls), discounted at the original EIR. When estimating the cash flows, an entity is required to consider all contractual terms of the financial instrument over the expected life of the financial instrument.

ECL impairment loss allowance (or reversal) recognised during the period is recognised as income/expense in the Statement of Profit and Loss. This amount is reflected under the head 'other expenses' in the Statement of Profit

and Loss. The Balance Sheet presentation for various financial instruments is described below:

- Financial assets measured at amortised cost, revenue receivables and lease receivables: ECL is presented as an allowance, i.e., as an integral part of the measurement of those assets in the Balance Sheet. The allowance reduces the net carrying amount. Until the asset meets write-off criteria, the Company does not reduce impairment allowance from the gross carrying amount.

For assessing increase in credit risk and impairment loss, the Company combines financial instruments based on shared credit risk characteristics with the objective of facilitating an analysis that is designed to enable significant increases in credit risk to be identified on a timely basis.

For debt instruments at fair value through OCI, the Company applies the low credit risk simplification. At every reporting date, the Company evaluates whether the debt instrument is considered to have low credit risk using all reasonable and supportable information that is available without undue cost or effort. In making that evaluation, the Company reassesses the internal credit rating of the debt instrument.

However, in certain cases, the Company may also consider a financial asset to be in default when internal or external information indicates that the Company is unlikely to receive the outstanding contractual amounts in full before taking into account any credit enhancements held by the Company. A financial asset is written off when there is no reasonable expectation of recovering the contractual cash flows.

Derecognition

A financial liability is derecognised when the obligation specified in the contract is discharged, cancelled or expires.

c. Offsetting of financial instruments

Financial assets and financial liabilities are offset and the net amount is reported in financial statements if there is a currently enforceable legal right to offset the recognised amounts and there is an intention to settle on a net basis, to realise the assets and settle the liabilities simultaneously.

2.16 Borrowing costs

General and specific borrowing costs that are directly attributable to the acquisition, construction or production of a qualifying asset are capitalised during the period of time that is required to complete and prepare the asset for its intended use or sale otherwise to be charged to the statement

Notes on Financial Statements

of profit and loss. Qualifying assets are assets that necessarily take a substantial period of time to get ready for their intended use or sale.

Investment income earned on the temporary investment of specific borrowings pending their expenditure on qualifying assets is deducted from the borrowing costs eligible for capitalisation. Other borrowing costs are expensed in the period in which they are incurred.

2.17 Employee Benefits

Employee benefits consist of contribution to employee's state insurance, provident fund, gratuity fund and compensated absences.

Post-employment benefit plans

Defined Contribution plans

Contributions to defined contribution schemes such as employees' state insurance, labour welfare fund, employee pension scheme etc. are charged as an expense based on the amount of contribution required to be made as and when services are rendered by the employees. Company's provident fund contribution is made to a government administered fund and charged as an expense to the Statement of Profit and Loss. The above benefits are classified as Defined Contribution Schemes as the Company has no further defined obligations beyond the monthly contributions.

Defined benefit plans

The Company operates defined benefit plan in the form of gratuity and compensated absence. The liability or asset recognised in the balance sheet in respect of its defined benefit plans is the present value of the defined benefit obligation at the end of the reporting period. The defined benefit obligation is calculated annually by actuaries

using the projected unit credit method. The present value of the said obligation is determined by discounting the estimated future cash out flows, using market yields of government bonds that have tenure approximating the tenures of the related liability.

The interest expenses are calculated by applying the discount rate to the net defined benefit liability or asset. The net interest expense on the net defined benefit liability or asset is recognised in the Statement of Profit and loss.

Remeasurement gains and losses arising from experience adjustments and changes in actuarial assumptions are recognised in the period in which they occur, directly in other comprehensive income. They are included in retained earnings in the Statement of Changes in Equity and in the Balance Sheet.

Changes in the present value of the defined benefit obligation resulting from plan amendments or curtailments are recognised immediately in profit or loss as past service cost.

The classification of the company's net obligation into current and non-current is as per the actuarial valuation report.

2.18 Earnings per share (EPS)

Basic EPS is computed by dividing the profit or loss attributable to the equity shareholders of the Company by the weighted average number of Ordinary shares outstanding during the year. Diluted EPS is computed by adjusting the profit or loss attributable to the ordinary equity shareholders and the weighted average number of ordinary equity shares, for the effects of all dilutive potential Ordinary shares.



Notes on Financial Statements

3 Statement of Property, Plant and Equipment and Capital Work-in-Progress as at 31st March, 2023

Particulars	Property, Plant and Equipment								Capital Work-in-Progress
	Lease Hold (Right-of-use assets)	Land (Free Hold)	Buildings	Plant and Equipment	Furniture and fixtures	Vehicles	Office Equipments	Mould & Dies	Total
Gross carrying value as at 1 st April, 2021	73	61	1,558	8,965	86	753	83	1,519	13,098
Additions	-	-	25	3,056	26	11	21	334	3,473
Disposals	-	-	-	19	-	-	-	-	19
Gross carrying value as at 1 st April, 2022	73	61	1,583	12,002	112	764	104	1,853	16,552
Additions	-	-	-	304	8	40	5	221	578
Disposals	73	-	539	-	-	-	-	-	612
Gross carrying value as at 31st March, 2023	-	61	1,044	12,306	120	804	109	2,074	16,518
Accumulated depreciation as at 1 st April, 2021	22	-	1,019	2,988	46	466	52	774	5,367
Depreciation	1	-	21	575	6	65	16	408	1,092
Accumulated depreciation on disposals	-	-	-	18	-	-	-	-	18
Accumulated depreciation as at 1 st April, 2022	23	-	1,040	3,545	52	531	68	1,182	6,441
Depreciation	-	-	15	757	8	69	14	355	1,218
Accumulated depreciation on disposals	23	-	379	-	-	-	-	-	402
Accumulated depreciation as at 31st March, 2023	-	-	676	4,302	60	600	82	1,537	7,257
write-off/impairment loss	-	-	-	2,476	-	-	-	28	2,504
Accumulated write-off/impairment loss as at 31st March, 2023	-	-	-	2,476	-	-	-	28	2,504
Accumulated depreciation and write-off/impairment loss as at 31st March, 2023	-	-	676	6,778	60	600	82	1,565	9,761
Carrying value as at 31 st March, 2022	50	61	543	8,457	60	233	36	671	10,111
Carrying value as at 31st March, 2023	-	61	368	5,528	60	204	27	509	6,757

Aging of Capital Work-in-Progress

Particulars	2023					2022			Total
	Less than 1 year	1-2 Years	2-3 years	More than 3 years	Total	Less than 1 year	1-2 Years	2-3 years	
Capital Work-in-Progress									
Project in process	69	408	-	-	477	408	-	-	408

Notes on Financial Statements

4 Other Financial Assets

(₹ in lakh)

	As at 31 st March 2023	As at 31 st March 2022
Non current financial assets		
(unsecured, considered good, unless otherwise stated)		
Bank Deposits with more than 12 months maturity	202	-
Security Deposits	403	220
	605	220

5 Other Non Current Assets

(₹ in lakh)

	As at 31 st March 2023	As at 31 st March 2022
(unsecured, considered good, unless otherwise stated)		
Capital Advances	110	150
Prepaid Expenses	6	7
	116	157

6 Deferred Tax Assets(Net)

(₹ in lakh)

	As at 31 st March 2023	As at 31 st March 2022
Deductible Temporary Difference		
Provision for employees benefits	238	172
Loss allowance on Financial and Contract Assets	101	68
Unused Tax credits	821	1,621
Deferred Tax Assets	1160	1861
Property, plant and equipment and intangible assets	(641)	(637)
Deferred Tax Liabilities	(641)	(637)
Deferred Tax Assets (Net) (refer note 36)	519	1,224

7 Inventories

(₹ in lakh)

	As at 31 st March 2023	As at 31 st March 2022
Raw Materials	2,356	2,770
Finished Goods	2,023	2,503
Work In Progress	174	381
Stores, Spares & Fuels	332	257
Scrap & Waste	29	6
	4,914	5,917

Notes on Financial Statements

8 Trade Receivables

(₹ in lakh)

	As at 31 st March 2023	As at 31 st March 2022
(unsecured, considered good, unless otherwise stated)		
Trade Receivable considered good-unsecured	6,971	5,334
Trade Receivable which have significant increase in credit risk	838	774
	7,809	6,108
Less: Impairment allowance on account of credit risk	285	231
	7,524	5,877
The movement in allowance for bad and doubtful debts:		
Balance as at beginning of the year	231	177
Impairment allowance on account of credit risk	54	54
Trade receivables written off during the year	-	-
Balance at the end of the year	285	231

Trade Receivables aging as on 31st March, 2023

(₹ in lakh)

Particulars	Less than 6 Months	6 Months- 1 Year	1-2 Years	2-3 Years	More than 3 Years	Total
(i) Undisputed Trade receivables – considered good	6,971	-	-	-	-	6,971
(ii) Undisputed Trade Receivables – which have significant increase in credit risk	-	151	278	183	226	838
(iii) Undisputed Trade Receivables – credit impaired	-	-	-	-	-	-
(iv) Disputed Trade Receivables – considered good	-	-	-	-	-	-
(v) Disputed Trade Receivables – which have significant increase in credit risk	-	-	-	-	-	-
(vi) Disputed Trade Receivables – credit impaired	-	-	-	-	-	-
Total	6,971	151	278	183	226	7,809
Less: Trade Receivables credit impaired						285
Total						7,524

Trade Receivables Aging as on 31st March, 2022

(₹ in lakh)

Particulars	Less than 6 Months	6 Months- 1 Year	1-2 Years	2-3 Years	More than 3 Years	Total
(i) Undisputed Trade receivables – considered good	5,334	-	-	-	-	5,334
(ii) Undisputed Trade Receivables – which have significant increase in credit risk	-	259	230	197	88	774
(iii) Undisputed Trade Receivables – credit impaired	-	-	-	-	-	-
(iv) Disputed Trade Receivables – considered good	-	-	-	-	-	-
(v) Disputed Trade Receivables – which have significant increase in credit risk	-	-	-	-	-	-
(vi) Disputed Trade Receivables – credit impaired	-	-	-	-	-	-
Total	5,334	259	230	197	88	6,108
Less: Trade Receivables credit impaired						231
Total						5,877

Notes on Financial Statements

9 Cash And Cash Equivalents

(₹ in lakh)

	As at 31 st March 2023	As at 31 st March 2022
Balances with banks:		
On Current Accounts	9,065	3,210
Cash on hand	4	2
	9,069	3,212

10 Bank Balances Other Than Cash and Cash Equivalents

(₹ in lakh)

	As at 31 st March 2023	As at 31 st March 2022
Term Deposits	3,034	1,438
	3,034	1,438

11 Other Financial Assets

(₹ in lakh)

	As at 31 st March 2023	As at 31 st March 2022
(Unsecured considered good, unless otherwise stated)		
Interest accrued	3	3
Claims Recoverable	5	4
	8	7
Less: Allowance for Claims Recoverable	(3)	(3)
	5	4
The movement in allowance for bad and doubtful Claims:		
Balance as at beginning of the year	3	3
Allowance for bad and doubtful debts during the year	-	-
Claim recoverables written off during the year	-	-
	3	3

12 Other Current Assets

(₹ in lakh)

	As at 31 st March 2023	As at 31 st March 2022
(Unsecured considered good, unless otherwise stated)		
Balances with Government Authorities	23	59
Advances to vendors	1,413	936
Other advances(including prepaid expenses etc.)	97	91
	1,533	1,086

Notes on Financial Statements

13 Equity Share Capital

(₹ in lakh)

	As at 31 st March 2023	As at 31 st March 2022
Authorised		
2,50,00,000 (31 st March, 2022: 2,50,00,000) Equity Shares of ₹10 each	2,500	2,500
	2,500	2,500
Issued, Subscribed and Paid Up		
Equity		
2,39,18,354 (31 st March, 2022, 2,39,18,354) Equity Shares of ₹10 each	2,392	2,392
	2,392	2,392

a) Reconciliation of equity shares outstanding at the beginning and end of the reporting period.

(₹ in lakh)

Equity Shares	As at 31 st March 2023		As at 31 st March 2022	
	Nos.	₹ in lakh	Nos.	₹ in lakh
Balance at the beginning of the year	2,39,18,354	2,392	2,39,18,354	2,392
Issued during the year	-	-	-	-
Balance at the end of the year	2,39,18,354	2,392	2,39,18,354	2,392

b) Terms/ rights attached to equity shares

The Company has one class of equity shares having a par value of ₹10 per share. Each shareholder is entitled to one vote per share. All equity Share holders are having right to get dividend in proportion to paid up value at each equity shares as and when declared. In the event of liquidation, the equity shareholders are eligible to receive the remaining assets of the company after distribution of all the preferential amounts, in proportion to their shareholding.

c) Details of shareholders holding more than 5% shares in the Company

Name of the Shareholder	As at 31 st March 2023		As at 31 st March 2022	
	Nos.	% of holding	Nos.	% of holding
1 Ved Prakash Agarwal	45,15,583	18.88	44,73,583	18.70
2 Amarjoti Vanijya LLP	13,14,756	5.49	-	-

(d) Details of promoters shareholding as percentage in the company is as below:

Sr. No.	Name of the Shareholder	Total Share Held on 31 st March, 2023 No. of Share	% of Total Share Holding	Total Share Held on 31 st March, 2022 No. of Share	% of Total Share Holding
1	SHRI V.P. AGARWAL	4515583	18.88	4473583	18.70
2	V.P. AGARWAL (HUF)	276079	1.15	276079	1.15
3	SMT. MOHINI AGARWAL	127482	0.53	127482	0.53
4	SHRI VIKRAM AGARWAL	50812	0.21	50812	0.21
5	SHRI KANHA AGARWAL	14739	0.06	14739	0.06
6	AMBROSIA COMMERCE PVT. LTD.	242062	1.01	242062	1.01
7	CHAIBASA STEEL LLP	31250	0.13	31250	0.13
8	DHRUV COMMERCE LLP	222687	0.93	222687	0.93
9	ESSENTIAL ELECTRONICS LLP	112425	0.47	112425	0.47
10	EVERSHINE MERCANTILE LLP	240212	1.00	240212	1.00
11	EXCEL FINCAP LLP	12766	0.05	12766	0.05
12	FOCUS SECURITIES & CREDITS PVT. LTD.	182500	0.76	182500	0.76

Notes on Financial Statements

Sr. No.	Name of the Shareholder	Total Share Held on 31 st March, 2023 No. of Share	% of Total Share Holding	Total Share Held on 31 st March, 2022 No. of Share	% of Total Share Holding
13	FOUR WINGS MARKETING LLP	50212	0.21	50212	0.21
14	GMK BUILDERS PVT. LTD.	1020598	4.27	1020598	4.27
15	GOEL CONTAINERS PVT. LTD.	72335	0.30	72335	0.30
16	HISSAR TUBES LLP	168751	0.71	168751	0.71
17	HI-TECH MERCANTILE (INDIA) PVT. LTD.	308750	1.29	308750	1.29
18	NEW ERA COMMERCE & SECURITIES PVT. LTD.	26998	0.11	26998	0.11
19	OCEAN ISPAT PVT. LTD.	37500	0.16	37500	0.16
20	PARIEK OVERSEAS PVT. LTD.*	13	0.00	13	0.00
21	PRAKASH CAPITAL SERVICES LTD.	188558	0.79	188558	0.79
22	PRAKASH INDUSTRIAL FINANCE LTD.	113118	0.47	113118	0.47
23	PREMIER FINCAP LLP	155435	0.65	155435	0.65
24	PRIMENET GLOBAL LTD.	625	0.00	625	0.00
25	PRIME MERCANTILE PVT. LTD.	462682	1.93	462682	1.93
26	PROSPERO SECURITIES PVT. LTD.	76475	0.32	76475	0.32
27	ROURKELA STEEL LLP	178391	0.75	178391	0.75
28	SAMYAK SECURITIES LLP	187500	0.78	187500	0.78
29	SHIKHA MERCANTILE LLP	8825	0.04	8825	0.04
30	SHREE LABH LAKSHMI CAPITAL SERVICES PVT. LTD.	288933	1.21	288933	1.21
31	SPRING MERCANTILE LLP	500	0.00	500	0.00
32	STYLE LEASING & FINANCE PVT. LTD.	139300	0.58	139300	0.58
33	SUNVIN TRADING & INVESTMENT LLP	156250	0.65	156250	0.65
34	SUVARNA MARKETING LLP	11875	0.05	11875	0.05
35	TECHDRIVE SOFTWARE LTD	70443	0.29	70443	0.29
36	TOOLS INDIA PVT. LTD.	112612	0.47	112612	0.47
37	UNITY MERCANTILE LLP	31446	0.13	31446	0.13
38	VISION MERCANTILE PVT. LTD.	65937	0.28	65937	0.28
39	WELTER SECURITIES LTD.	625833	2.62	625833	2.62
	TOTAL	10588492	44.27	10546492	44.09

Note: Promoter Shri Ved Prakash Agarwal had purchased 42000 equity shares from the open market and shareholding during the financial year has increased by 0.18%.

* Entities converted into LLP. Their current share holding shall be transferred to respective LLP in due course of time

14 Other Equity

(₹ in lakh)

	As at 31 st March 2023	As at 31 st March 2022
Capital Reserve on demerger	6,177	6,091
Securities Premium Reserve	2,257	2,257
Contingent consideration	-	86
Other Comprehensive Income	(65)	(57)
General Reserve	9,496	6,000
Retained Earnings	7,604	6,762
	25,469	21,139

Notes on Financial Statements

15 Borrowings

(₹ in lakh)

	As at 31 st March 2023	As at 31 st March 2022
Non current financial liabilities		
Secured		
Term Loan		
From Bank	22	31
From Others	4	11
	26	42

Terms and Conditions

- (a) Term Loans from banks and others include ₹31 lakh (₹42 lakh) and ₹11 lakh (₹18 lakh) respectively secured against the vehicles financed by the concerned lenders.

Lender	0-1 Year	1-3 years	4-5 Years	6-10 Years	Rate of Interest
Banks	9	21	1	-	9%
Others	7	4	-	-	6% to 10%

16 Other Financial Liabilities

(₹ in lakh)

	As at 31 st March 2023	As at 31 st March 2022
Deferred Income	2	9
	2	9

Note:

Deferred income represents capital investment subsidy which was granted on investment in plant and machinery under special package-II for Industrial units in the state of Uttarakhand and to be recognised in remaining useful life of respective plant and machinery.

17 Non- Current Provisions

(₹ in lakh)

	As at 31 st March 2023	As at 31 st March 2022
For Employee Benefits (refer note 34)	373	328
	373	328

18 Borrowings

(₹ in lakh)

	As at 31 st March 2023	As at 31 st March 2022
Current Financial Liabilities		
Secured		
Current Maturity of long term debts	16	18
Unsecured		
From Others	916	450
	932	468

Notes on Financial Statements

19 Trade Payables

(₹ in lakh)

	As at 31 st March 2023	As at 31 st March 2022
Current Financial Liabilities		
-Total outstanding dues of Micro Enterprises and Small Enterprises (refer note 32)	412	390
-Total outstanding due of creditors other than Micro Enterprises and Small Enterprises	2,070	2,049
	2,482	2,439

Trade payable aging as on March 31, 2023

(₹ in lakh)

Particulars	Less than 1 year	1-2 years	2-3 years	More than 3 years	Total
MSME	412	-	-	-	412
Others	2,047	5	5	13	2,070
Total	2,459	5	5	13	2,482

Trade Payable aging as on March 31, 2022

(₹ in lakh)

Particulars	Less than 1 Year	1-2 Years	2-3 Years	More than 3 Years	Total
MSME	390	-	-	-	390
Others	2,025	11	-	13	2,049
Total	2,415	11	-	13	2,439

20 Other Financial Liabilities

(₹ in lakh)

	As at 31 st March 2023	As at 31 st March 2022
Others		
Salary, wages and benefits payable	230	206
Capital Creditors	31	101
Other expenses payables	348	272
	609	579

21 Other Current Liabilities

(₹ in lakh)

	As at 31 st March 2023	As at 31 st March 2022
Statutory dues payable	141	52
Advances from Customers	157	119
Deferred Income	7	7
	305	178

Notes on Financial Statements

22 Current Provisions

(₹ in lakh)

	As at 31 st March 2023	As at 31 st March 2022
For Employee Benefits (refer note 34)	228	177
	228	177

23 Current Tax Liabilities (Net)

(₹ in lakh)

	As at 31 st March 2023	As at 31 st March 2022
Provision for Income Tax (Net)	1,735	1,896
	1,735	1,896

24 Revenue From Operations

(₹ in lakh)

	For the year ended 31 st March, 2023	For the period ended 31 st March, 2022
Sale of products	70,921	61,675
	70,921	61,675

Revenue from contracts with customers disaggregated on the basis of major businesses is as below:

(₹ in lakh)

Particulars	For the year ended 31 st March, 2023	For the period ended 31 st March, 2022
PVC Pipe and Fittings	42,257	40,770
Flexible Packaging	28,664	20,905

25 Other Income

(₹ in lakh)

	For the year ended 31 st March, 2023	For the period ended 31 st March, 2022
Interest Income	428	196
Miscellaneous income	130	94
Profit on sale of fixed assets	1,603	18
	2,161	308

Notes on Financial Statements

26 Change In Inventories Of Finished Goods, And Work In Progress

(₹ in lakh)

	For the year ended 31 st March, 2023		For the period ended 31 st March, 2022	
Closing Inventories				
Finished products	2,023		2,503	
Work in process	174		381	
Scrap and waste	29	2,226	6	2,890
Opening Inventories				
Finished products	2,503		1,772	
Work in process	381		186	
Scrap and waste	6	2,890	24	1,982
		664		(908)

27 Employee Benefits Expenses

(₹ in lakh)

	For the year ended 31 st March, 2023		For the period ended 31 st March, 2022	
Salaries, wages and other benefits	2,960		2,522	
Contribution to provident & other funds	121		102	
Employee's welfare expenses	26		18	
	3,107		2,642	

28 Finance Costs

(₹ in lakh)

	For the year ended 31 st March, 2023		For the period ended 31 st March, 2022	
Interest	311		242	
	311		242	

29 Depreciation expense

(₹ in lakh)

	For the year ended 31 st March, 2023		For the period ended 31 st March, 2022	
Depreciation on tangible assets	1,218		1,092	
	1,218		1,092	

Notes on Financial Statements

30 Other Expenses

(₹ in lakh)

	For the year ended 31 st March, 2023		For the period ended 31 st March, 2022	
Power and fuel		2,091		1,490
Processing Charges		15		12
Stores and spares		515		225
Repairs to:				
Machinery	273		194	
Building	178		196	
Others	171	622	29	419
Insurance		20		13
Rates and taxes		35		20
Travelling and Conveyance		54		49
Vehicle maintenance		36		30
Auditor's remuneration:				
- Statutory Audit fees		29		17
- Tax Audit Fees		3		3
Miscellaneous expenses		229		166
CSR expenditure (refer note 40)		177		97
Allowance for doubtful Debts & Advances		54		54
Bank Charges		11		7
Advertisement		51		35
Packing & forwarding charges		2,237		1,800
Sales promotion		-		6
Commission		90		20
		6,269		4,463

31 Contingent Liabilities and Capital Commitments as at 31st March, 2023 are as under:

(₹ in lakh)

Commitments	As at 31 st March 2023	As at 31 st March 2022
Estimated amount of contracts remaining to be executed on capital account and not provided for (Net of advances)	153	100

Notes on Financial Statements

32 Dues to Micro and Small Enterprises:

The disclosures regarding dues to the suppliers registered under MSMED Act 2006 are as follows:

(₹ in lakh)

	For the year ended 31 st March, 2023	For the year ended 31 st March, 2022
(a) The Principal amount and the interest amount due thereon remaining unpaid to any supplier as at 31 st March, 2023		
-Principal amount	412	390
-Interest amount	-	-
(b) The amount of interest paid by the Company along with the amounts of the payment made to the supplier beyond the appointed day for the year ending 31 st March, 2023	-	-
(c) The amount of interest due and payable for the period of delay in making payment (beyond the appointed day during the year)	-	-
(d) The amount of interest accrued and remaining unpaid for the year ending 31 st March, 2023	-	-
(e) The amount of further interest remaining due and payable for the earlier years.	-	-

The above information has been given in respect of such supplier to the extent, they could be identified as MSME on the basis of information available with the company.

- 33 Exceptional items amounting to ₹2504 lakh in respect to write-off/ impairment loss of certain assets due to technology obsolesce and decline in future economic benefit, have been adjusted by withdrawing an equivalent amount from general reserve.

34 Details of Employees Benefits as required by the Ind AS 19 "Employee Benefits" are given below:-

A) Defined Contribution Plans:

During the year, the company has recognized the following amounts in the Statement of Profit & Loss (included in Contribution to Provident & Other Funds):-

(₹ in lakh)

Particulars	For the year ended 31 st March, 2023	For the period ended 31 st March, 2022
Contribution to Provident Fund	103	86
Contribution to Employees' State Insurance	18	16

Notes on Financial Statements

B) Defined Benefit Plan:

Reconciliation of opening and closing balances of Defined Benefit obligation

(₹ in lakh)

Particulars	For the year ended 31 st March, 2023		For the period ended 31 st March, 2022	
	(Unfunded)		(Unfunded)	
	Gratuity	Compensated Leave	Gratuity	Compensated Leave
Present Value of Defined Benefits obligation at the beginning of the year	332	173	265	145
Current Service Cost	38	22	33	20
Interest Cost	24	13	19	11
Actuarial gain/(loss)	4	8	16	10
Benefit paid	(4)	(9)	(1)	(13)
Present Value of Defined Benefit obligation at the year end	394	207	332	173
Reconciliation of fair value of assets and obligations				
Present value of obligation at year end	394	207	332	173
Amount recognized in Balance Sheet	394	207	332	173
Expenses recognized during the year				
Current Service Cost	38	22	33	20
Interest Cost	24	13	19	11
Actuarial gain/(loss)	4	8	16	10
Total Cost recognized in the Profit & Loss A/c	66	43	68	41
Actuarial assumption				
Mortality Table (Ultimate)	IALM 2012-14 (Ultimate)	IALM 2012-14 (Ultimate)	IALM 2012-14 (Ultimate)	IALM 2012-14 (Ultimate)
Discount rate (per annum)	7.50%	7.50%	7.25%	7.25%
Rate of escalation in salary (per annum)	5%	5%	5%	5%

35 Income tax expense:

(₹ in lakh)

(A) Components of Income Tax Expenses	For the year ended 31 st March, 2023		For the year ended 31 st March, 2022	
Current Tax	1,785		1,846	
Earlier year tax	125		-	
Deferred Tax on account of temporary differences	(95)		180	
Tax expense recognized in the statement of Profit and Loss	1,815		2,026	

(₹ in lakh)

(B) Reconciliation of Income tax expense to the accounting profit for the year	For the year ended 31 st March, 2023		For the year ended 31 st March, 2022	
Profit before tax	8,948		6,713	
Income tax expense at normal rate	1,910	21.35%	1,846	27.50%
Effect of temporary difference	(95)	(1.07)%	180	2.68%
Tax expense recognized in the statement of Profit and Loss	1,815	20.28%	2,026	30.18%

Notes on Financial Statements

(₹ in lakh)

(C) Tax Assets and Liabilities	As at 31 st March, 2023	As at 31 st March, 2022
Current tax liabilities (net)	1,735	1,896

36 Movement in Deferred Tax Assets and Liabilities:

(₹ in lakh)

	For the year ended 31 st March, 2023			For the year ended 31 st March, 2022		
	As at 1 st April, 2022	Addition during the year	As at 31 st March, 2023	As at 1 st April, 2021	Addition during the year	As at 31 st March, 2022
Provision for employee benefits	172	66	238	138	34	172
Provision for doubtful debts and advances	68	33	101	52	16	68
Unused Tax credits	1,621	(800)	821	2,118	(497)	1,621
Deferred tax assets	1,861	(701)	1,160	2,308	(447)	1,861
Depreciation-Property, Plant and Equipment	(637)	(4)	(641)	(407)	(230)	(637)
Deferred tax assets/ liabilities (net)	1,224	(705)	519	1,901	(677)	1,224

37 Related party disclosure as required by Ind As -24 are as under:-

(A) Enterprise on which key management personnel and/or their relative exercise significant influence

1. Prakash Industries Limited

(B) Key Management Personnel:

1. Shri V.P.Agarwal, Chairman
2. Shri Vikram Agarwal, Director
3. Shri Kanha Agarwal, Managing Director
4. Shri Sonu Sharma, Company Secretary
5. Shri Jagdish Chandra, Company Secretary
6. Shri Dalip Kumar Sharma, CFO

(C) Transactions with the related parties in ordinary course of business.

(₹ in lakh)

	For the year ended 31 st March, 2023	For the period ended 31 st March, 2022
Key Management personnel		
Remuneration	13*	12
Enterprises		

- Including remuneration paid to Shri Sonu Sharma, company secretary who has since resigned on 10th Jan 2023 and Shri Jagdish Chandra joined on 14th February 2023.

Notes on Financial Statements

38 Earning per share (EPS)

(₹ in lakh)

	For the year ended 31 st March, 2023	For the period ended 31 st March, 2022
Net Profit for the period (before OCI)	7,129	4,680
Face Value of each Share (₹)	10	10
Weighted average no. of Equity Shares	239	239
Diluted average no. of Equity Shares	239	248
Basic Earning per Share (₹)	29.81	19.57
Diluted Earning per Share (₹)	29.81	18.88

39 Segment Information:

Operating Segments

Business segments of the company have been identified as distinguishable components that are engaged in a group of related product and that are subject to risks and returns different from other business segments. Accordingly PVC Pipe & Fitting and Flexible Packaging have been identified as the business segments.

- PVC Pipe and fitting
- Flexible Packaging

(₹ in lakh)

Particulars	For the year ended 31 st March, 2023	For the period ended 31 st March, 2022
Segment Revenue		
Net Sales/Income from Operations		
a) PVC Pipe and fitting	42,257	40,770
b) Flexible Packaging	28,664	20,905
Total	70,921	61,675
Segment Results		
Profit before tax and interest		
a) PVC Pipe and fitting	8,732	6,700
b) Flexible Packaging	624	338
c) Unallocated	(97)	(83)
Total	9,259	6,955
Less: Financial Expenses	311	242
Exceptional Item	-	-
Total Profit before tax	8,948	6,713

Segment Assets

(₹ in lakh)

Particulars	As at 31 st March, 2023	As at 31 st March, 2022
a) PVC Pipe and fitting	20,605	14,443
b) Flexible Packaging	13,428	13,987
c) Unallocated	520	1,275
Total	34,553	29,705

Notes on Financial Statements

Segment Liabilities

(₹ in lakh)

Particulars	As at 31 st March, 2023	As at 31 st March, 2022
a) PVC Pipe and fitting	2,682	2,251
b) Flexible Packaging	1,558	1,471
c) Unallocated	2,453	2,452
Total	6,693	6,174

40 The details of the expenditure on activities of Corporate Social Responsibilities (CSR) pursuant to provisions of Section 135 of the Companies Act, 2013 are as under:

- a) The gross amount required to be spent by the Company during the year is ₹104.15 lakh (previous year ₹83.94 lakh).
b) The amount spent during the year on CSR activities is as follows:

(₹ in lakh)

S. No.	Particulars	For the year ended 31 st March, 2023			For the year ended 31 st March, 2022		
		Paid	Yet to be paid	Total	Paid	Yet to be paid	Total
(i)	Constructions/acquisition of any assets	-	-	-	-	-	-
(ii)	On purpose other than (i) above	177	-	177	97	-	97

41 (a) Fair value measurements

(₹ in lakh)

Particulars	31 st March 2023			31 st March 2022		
	FVPL	FVOCI	Amortised cost	FVPL	FVOCI	Amortised cost
Non-Current assets	-	-	-	-	-	-
Financial assets		-			-	
-Other financial assets	-	-	605	-	-	220
Current assets						
Financial assets						
Trade receivable	-	-	7,524	-	-	5,877
Cash and cash equivalents	-	-	9,069	-	-	3,212
Bank Balance	-	-	3,034	-	-	1,438
Other financial assets	-	-	5	-	-	4
Total financial assets	-	-	20,237	-	-	10,751
Non-current liabilities						
Financial liabilities						
Borrowings	-	-	26	-	-	42
Lease Liabilities	-	-	-	6	-	6
Non-current liabilities	-	-	2	-	-	9
Current liabilities						
Financial liabilities						
Trade payable	-	-	2,482	-	-	2,439
Borrowings	-	-	932	-	-	468
Lease Liabilities	-	-	-	-	-	1
Other financial liabilities	-	-	609	-	-	579
Total financial liabilities	-	-	4,023	6	-	3,487

Notes on Financial Statements

(b) Fair value hierarchy

This section explains the judgments and estimates made in determining the fair value of the financial instruments that are (a) recognized and measured at fair value and (b) measured at amortized cost and for which fair values are disclosed in the financial statements. To provide an indication about the reliability of the inputs used in determining fair value, the company has classified its financial instruments into the three levels prescribed under the accounting standards. An explanation of each level follows underneath the table.

(₹ in lakh)

Assets and liabilities which are measured at amortized cost for which fair values are disclosed as at 31 st March 2023	Level 1	Level 2	Level 3	Total
Non-Current assets	-	-	-	-
Financial assets		-		
-Other financial assets	-	-	605	605
Current assets				
Financial assets				
Trade receivable	-	-	7,524	7,524
Cash and cash equivalents	-	-	9,069	9,069
Bank Balance	-	-	3,034	3,034
Other financial assets	-	-	5	5
Total financial assets	-	-	20,237	20,237
Non-current liabilities				
Financial liabilities				
Borrowings	-	-	26	26
Lease Liabilities	-	-	-	-
Non-current liabilities	-	-	2	2
Current liabilities				
Financial liabilities				
Trade payable	-	-	2,482	2,482
Borrowing			932	932
Other financial liabilities	-	-	609	609
Lease Liabilities	-	-	-	-
Total financial liabilities	-	-	4,023	4,023

(₹ in lakh)

Assets and liabilities which are measured at amortized cost for which fair values are disclosed as at 31 st March 2022	Level 1	Level 2	Level 3	Total
Non-Current assets	-	-	-	-
Financial assets		-		
-Other financial assets	-	-	220	220
Current assets				
Financial assets				
Trade receivable	-	-	5,877	5,877
Cash and cash equivalents	-	-	3,212	3,212
Bank Balance	-	-	1,438	1,438
Other financial assets	-	-	4	4
Total financial assets	-	-	10,751	10,751
Non-current liabilities				
Financial liabilities				
Borrowings	-	-	42	42
Lease Liabilities	6	-	-	6
Non-current liabilities	-	-	9	9

Notes on Financial Statements

(₹ in lakh)

Assets and liabilities which are measured at amortized cost for which fair values are disclosed as at 31 st March 2022	Level 1	Level 2	Level 3	Total
Current liabilities				
Financial liabilities				
Trade payable	-	-	2,439	2,439
Borrowing	-	-	468	468
Other financial liabilities	-	-	579	579
Lease Liabilities	1	-	-	1
Total financial liabilities	7	-	3,537	3,544

Level 1: The fair value of financial instrument traded in active markets (such as publicly traded derivatives and equity securities) is based on quoted market prices at the end of the reporting period.

Level 2: The fair value of financial instrument that are not traded in active markets is determined using valuation techniques which maximize the use of observable market data and rely as little as possible on entity-specific estimate. If all significant input required to fair value an instrument is observable, the instrument is included in level 2.

Level 3: If one or more of the significant input is not based on observable data, the instrument is included in level 3.

42 Financial risk management and policies

Capital risk management

The Company manages its capital to ensure that the Company will be able to continue as going concern while maximizing the return to stakeholders through optimization of debt and equity balance. The Company is not subject to any externally imposed capital requirements.

The capital structure of the Company consists of total equity of the Company. Equity consists of equity capital and Retained Earning.

The Company manages its capital structure and makes adjustments in light of changes in economic conditions and the requirements of the financial covenants.

Capital management

(a) The company's objectives when managing capital are to

- Safeguard its ability to continue as a going concern, so that it can continue to provide returns to shareholders and benefits to other stakeholders, and
- Maintain an optimal capital structure to reduce the cost of capital.
- The capital structure of the Company consists of net debt (borrowings as detailed in notes 15 & 18 less cash and bank balances as detailed in note 9 & 10) and total equity of the Company. Equity consists of equity capital, share premium and all other equity reserves attributable to the equity holders.

The company's strategy is to optimize gearing ratios. The gearing ratios are as follows:

(₹ in lakh)

Particulars	31 st March 2023	31 st March 2022
Debt	958	510
Less: Cash and bank balances	12,103	4,650
Net debt	-	-
Equity share capital	2,392	2,392
Other equity	25,469	21,139
Total equity	27,861	23,531
Net debt to equity ratio	-	-

Notes on Financial Statements

(b) Dividend

(₹ in lakh)

	As at 31 st March 2023	As at 31 st March 2022
<i>Dividend not recognized at the end of the reporting period</i>		
The Board of directors have recommended the payment of a final dividend of ₹1.20 per fully paid equity share (31 st March, 2022 ₹1.20 per share). This proposed dividend is subject to the approval of shareholders in the ensuing Annual General Meeting.	287.02	287.02
<i>Dividend recognized at the end of the reporting period</i>		
The Board of directors have recommended the payment of a final dividend of ₹1.20 per fully paid equity share (31 st March, 2021 ₹1.20 per share). This final dividend is approved by the shareholders in the Annual General Meeting held on dated 30 th September, 2022.	287.02	287.02

Financial risk management

The Company's principal financial liabilities comprise loans and borrowings, trade and other payables. The main purpose of these financial liabilities is to finance and support the Company's operations. The Company's principal financial assets comprise inventories, cash and bank balance, trade and other receivables.

The financial risks are identified, measured and managed in accordance with the Company's policies and risk objectives. The Company is not exposed to any financial risks such as market risk, credit risk and liquidity risk.

a. Market Risk

The Company's activities expose it primarily to changes in interest rates. There have been no changes to the Company's exposure to market risk or the manner in which it manages and measures the risk in recent past.

Market risk is the risk that the fair value of future cash flows of a financial instrument will fluctuate because of changes in market prices. Market risk comprises two types of risk: interest rate risk and currency risk. Financial instruments affected by market risk include borrowings and bank deposits.

Interest rate risk

Interest rate risk is the risk that the fair value or future cash flows of a financial instrument will fluctuate because of changes in market interest rates. The Company's exposure to the risk of changes in market interest rates is limited.

(₹ in lakh)

	As at 31 st March 2023	As at 31 st March 2022
Interest-rate risk exposure: the exposure of the company borrowing to interest-rate changes at the end of the reporting period		
Variable rate borrowings	-	-
Fixed rate borrowings	958	510

Sensitivity: Profit or loss is sensitive to higher/lower interest expense from borrowing as a result of change in interest rate.

Credit risk

Credit risk is the risk that counterparty will default on its contractual obligations resulting in financial loss to the company. The Company has adopted a policy of only dealing with creditworthy customers.

The credit limit is granted to a customer after assessing the Credit worthiness based on the information supplied by credit rating agencies, publicly available financial information or its own past trading records and trends.

As at March 31, 2023, the company did not consider there to be any significant concentration of credit risk, which had not been adequately provided for. The carrying amount of the financial assets recorded in the financial statements, grossed up for any allowances for losses, represent the maximum exposure to credit risk.

Notes on Financial Statements

Expected credit loss for trade receivables under simplified approach

(₹ in lakh)

Ageing as at March 31, 2023	Not due	0-180 days	181-365 days	More than 365 days	Total
Gross carrying amount – trade receivable	5,810	1,161	151	687	7,809
Expected credit losses	-	(11)	(8)	(266)	(285)
Carrying amount of trade receivables (net of impairment)	5,810	1,150	143	421	7,524

(₹ in lakh)

Ageing as at March 31, 2022	Not due	0-180 days	181-365 days	More than 365 days	Total
Gross carrying amount – trade receivable	4,716	618	259	515	6,108
Expected credit losses	-	(8)	(16)	(207)	(231)
Carrying amount of trade receivables (net of impairment)	4,716	610	243	308	5,877

Liquidity risk

The Company manages liquidity risk by maintaining adequate reserves and banking facilities, by continuously monitoring forecast and actual cash flows and by matching the maturity profiles of financial assets and liabilities for the Company.

The Company has established an appropriate liquidity risk management framework for its short-term, medium term and long-term funding requirement.

The table below summarizes the maturity profile of the Company's financial liabilities.

(₹ in lakh)

Non derivative financial liabilities	Within 1 year	1-2 year	More than 2 year	Total
As at 31st March, 2023				
Borrowing	16	14	12	42
Finance lease obligation	-	-	-	-
Borrowing	916			916
Trade payables	2,482	-	-	2,482
Other	609	-	-	609
	4,023	14	12	4,049
As at 31st March, 2022				
Borrowing	18	26	16	60
Finance lease obligation	1	1	5	7
Borrowing	450			450
Trade payables	2,439	-	-	2,439
Other	579	-	-	579
	3,487	27	21	3,535

Notes on Financial Statements

43 Disclosures as per Ind AS-116 'Leases'

a) Amount recognised in the Statement of Profit and Loss

(₹ in lakh)

Particulars	For the year ended 31 st March, 2023	For the year ended 31 st March, 2022
Depreciation expenses	-	1
Interest expenses	-	1
Total	-	2

b) Movement of lease liability

(₹ in lakh)

Particulars	As at 31 st March, 2023	As at 31 st March, 2022
Balance at the beginning of the year	7	7
Additions during the year	-	1
Finance cost incurred during the year	-	-
Deletions during the year	-	-
Adjustment on account of modification in lease terms	-	-
Payment/Reversal of lease liability	7	1
Balance at the end of the year	-	7

c) Detail of Contractual maturities of lease liabilities

(₹ in lakh)

Particulars	As at 31 st March, 2023	As at 31 st March, 2022
Within One year	-	1
One to five year	-	3
After five year	-	32

d) Detail of lease liabilities

(₹ in lakh)

Particulars	As at 31 st March, 2023	As at 31 st March, 2022
Current	-	1
Non-Current	-	6

Notes on Financial Statements

44 Additional Regulatory Information-Ratio Analysis

Particulars	2023	2022	Remarks for movement
Current Ratio	4.15 Times	3.06 Times	Increase in Current Assets
Debt Equity Ratio	-	-	-
Debt Service Coverage Ratio	22.68 Times	24.78 Times	-
Return on Equity(ROE)	25.59%	19.89%	Increase in Net Profit
Inventory Turnover Ratio	9.83 Times	8.20 Times	-
Trade receivables turnover ratio	10.58 Times	11.98 Times	-
Trade payable turnover ratio	21.36 Times	20.36 Times	-
Net Capital turnover ratio	3.58 Times	5.23 Times	Increase in Turnover
Net profit ratio	10.05%	7.59%	Increase in Net Profit
Return on capital employed (ROCE)	33.20%	29.50%	-
Return on investment (ROI)	25.56%	19.85%	Increase in Net Profit

Definition: Current Ratio=Current Assets/Current Liabilities, **Debt-Equity Ratio**=Long Term Debt/Total Equity, **Debt Service Coverage Ratio**=Earning available for debt service/Debt service, Earning for Debt Service=Net Profit after taxes+ Non-cash operating expenses like depreciation and other amortizations+ Interest+ other adjustments like loss on sale of fixed assets etc., **Return on Equity (ROE)**: Net Profits after taxes – Preference Dividend (if any)/Average Shareholder's Equity, **Inventory Turnover Ratio**: Cost of goods sold OR sales/Average Inventory, Average inventory is (Opening + Closing balance / 2), **Trade receivables turnover ratio**: Net Credit Sales/Avg. Accounts Receivable, Net credit sales consist of gross credit sales minus sales return. Trade receivables include sundry debtors and bills receivables. Average trade debtors = (Opening + Closing balance / 2). **Trade payables turnover ratio**: Net Sales/Working Capital, Net sales shall be calculated as total sales minus sales returns. Working capital shall be calculated as current assets minus current liabilities. **Net profit ratio**: Net Profit/ Net Sales, Net profit shall be after tax. Net sales shall be calculated as total sales minus sales returns. **Return on capital employed (ROCE)**: Earning before interest and taxes/Capital Employed, Capital Employed = Tangible Net Worth + Total Debt + Deferred Tax Liability. **Return on investment**=Net Profit after tax/Capital Employed.

- 45 Before dealing with other companies, Company always check the status of other companies and to the best of knowledge of the company, company do not have any transaction with companies struck off under section 248 of the Companies Act, 2013 or section 560 of companies Act, 1956 .
- 46 Previous year's figures have been regrouped / reclassified wherever necessary to correspond with the current year's classification / disclosure. Figures have been rounded off to the nearest lakh rupees unless otherwise stated.

For **Chaturvedi & Co.**
Chartered Accountants
Firm Registration No.302137E

For and on behalf of the Board

Pankaj Chaturvedi
Partner
M.No. 091239

Vikram Agarwal
Director
DIN: 00054125

Kanha Agarwal
Managing Director
DIN: 06885529

New Delhi
23rd May, 2023

Jagdish Chandra
Company Secretary
M.No. ACS 47018

Dalip Kumar Sharma
Chief Financial Officer

NOTICE

NOTICE is hereby given that the 6th Annual General Meeting of the Members of Prakash Pipes Limited will be held through Video Conferencing (VC) / Other Audio Visual Means (OAVM) on Saturday, the 30th September, 2023 at 12.30 p.m. IST to transact the following business: -

ORDINARY BUSINESS

1. To receive, consider and adopt the Audited Balance Sheet of the Company as at 31st March, 2023, Profit and Loss Account and Cash Flow Statement for the year ended on that date together with the Reports of Directors and Auditors thereon.
2. To approve payment of dividend of ₹1,20 per Equity Share of ₹10 each (i.e. @12%) for the financial year ended on 31st March, 2023.
3. To appoint a Director in place of Shri Kanha Agarwal (DIN: 06885529), who retires by rotation and being eligible, offers himself for re-appointment as a Director and in this regard, to consider and thought fit, to pass the following resolution as **Ordinary Resolution**:

"RESOLVED THAT Pursuant to provisions of Section 152 and other applicable provisions of Companies Act, 2013, (including any statutory modification(s) or re-enactments(s) thereof, for the time being in force) Shri Kanha Agarwal (DIN: 06885529), who retires by rotation at this Annual General Meeting and being eligible, offers himself for re-appointment, be and is hereby re-appointed as a Director of the Company, liable to retire by rotation."

4. **Approval for re-appointment of Statutory Auditors of the Company for further five years**

To consider and if thought fit, to pass with or without modification(s) the following resolution as **ORDINARY RESOLUTION**:

"RESOLVED THAT pursuant to the provisions of Section 139 and other applicable provisions, if any, of

the Companies Act, 2013, read with rules made there under, M/s. Chaturvedi & Co., Chartered Accountants (FRN No.302137E), retiring auditor of the Company be and are hereby re-appointed as Statutory Auditors of the Company, to hold office from the conclusion of Sixth (6th) Annual General Meeting until the conclusion of the Eleventh (11th) Annual General Meeting of the Company, at such remuneration plus out-of-pocket, travelling and boarding expenses, etc., as may be mutually agreed between the Board of Directors of the Company and the Auditors."

SPECIAL BUSINESS

5. **To ratify the remuneration of Cost Auditors for the financial year 2023-24**

To consider and, if thought fit, to pass with or without modification(s) the following resolution as an **ORDINARY RESOLUTION**:

"RESOLVED THAT pursuant to the provisions of Section 148 and all other applicable provisions of the Companies Act, 2013 read with Companies (Audit and Auditors) Rules, 2014 (including any statutory modification(s) or reenactment thereof, for the time being in force) the remuneration payable to M/s SKG & Co., (FRN : 000418), Cost Accountants, the Cost Auditors to conduct the audit of the cost records of the Company for the financial year 2023-24 amounting to ₹60,000/- (Rupees Sixty Thousand Only) apart from reimbursement of actual expenses to be incurred by them in connection with conducting the audit of cost records of the Company, be and is hereby ratified and confirmed.

RESOLVED FURTHER THAT the Board of Directors of the Company be and is hereby authorised to do all acts and take all such steps as may be necessary, proper or expedient to give effect to this resolution."

By order of the Board
For Prakash Pipes Limited

Registered Office:
Darjiyan Wali Gali, Rayya, Teh-Baba Bakala,
Dist.- Amritsar-143112 (Punjab)
Dated : 23rd May, 2023
CIN : L25209PB2017PLC046660

Jagdish Chandra
Company Secretary
M. No. ACS47018

NOTES

1. The statement pursuant to Section 102(1) of the Companies Act, 2013 with respect to the special business set out in the Notice is annexed.
2. Pursuant to General Circular Nos.14/2020, 17/2020 and 20/2020 dated April 8, 2020, April 13, 2020 and May 5, 2020, and clarification circular No. 02/2021 dated January 13, 2021, General Circular 02/2022 dated January 5, 2022, General Circular 03/2022 dated May 5, 2022, General Circular 10/2022 dated December 28, 2022 respectively issued by the Ministry of Corporate Affairs ("MCA Circulars") and in compliance with the provisions of the Act and the SEBI (Listing Obligations and Disclosure Requirements) Regulations, 2015 ("Listing Regulations"), the 6th Annual General Meeting (AGM) of the Company is being conducted through VC/OAVM Facility, which does not require physical presence of Members at a common venue.
3. Pursuant to the provisions of Section 108 of the Companies Act, 2013 read with Rule 20 of the Companies (Management and Administration) Rules, 2014 (as amended) and Regulation 44 of SEBI (Listing Obligations & Disclosure Requirements) Regulations 2015 (as amended), and MCA Circulars the Company is providing facility of remote e-voting to its Members in respect of the business to be transacted at the AGM. For this purpose, the Company has entered into an agreement with Central Depository Services (India) Limited (CDSL) for facilitating voting through electronic means, as the authorised e-Voting's agency. The facility of casting votes by a member using remote e-voting as well as the e-voting system on the date of the AGM will be provided by CDSL.
4. The Members can join the AGM in the VC/OAVM mode 15 minutes before and after the scheduled time of the commencement of the Meeting by following the procedure mentioned in the Notice. The facility of participation at the AGM through VC/OAVM will be made available to at least 1000 members on first come first served basis. This will not include large Shareholders (Shareholders holding 2% or more shareholding), Promoters, Institutional Investors, Directors, Key Managerial Personnel, the Chairpersons of the Audit Committee, Nomination and Remuneration Committee and Stakeholders Relationship Committee, Auditors etc. who are allowed to attend the AGM without restriction on account of first come first served basis.
5. The attendance of the members attending the AGM through VC/OAVM will be counted for the purpose of ascertaining the quorum under Section 103 of the Companies Act, 2013.
6. Since this AGM is being held pursuant to the MCA circulars through VC/OAVM, physical attendance of Members has been dispensed with and there is no provision for the appointment of proxies. Accordingly, the facility for appointment of proxies by the Members under Section 105 of the Act will not be available for the 6th AGM and hence the Proxy Form and Attendance Slip are not annexed to this Notice. However, in pursuance of Section 112 and Section 113 of the Companies Act, 2013, representatives of the members such as the President of India or the Governor of a State or body corporate can attend the AGM through VC/OAVM and cast their votes through e-voting.
7. Members may also note that the Notice of this Annual General Meeting and the Annual Report for the financial year 2022-23 will also be available on the Company's website www.prakashplastics.in for their download. The same shall also be available on the website of the Stock Exchanges i.e. BSE Limited and National Stock Exchange of India Limited at www.bseindia.com and www.nseindia.com respectively and on the website of CDSL [https:// www.evotingindia.com](https://www.evotingindia.com). Members may also note that pursuant to Sections 101 and 136 of the Act read with the Rules framed thereunder, the Notice calling the 6th AGM along with the Annual Report for Financial Year 2022-23 are being sent by electronic mode to those Members whose E-mail addresses are registered with the Company/Depositories.
8. Pursuant to Finance Act 2020, dividend income will be taxable in the hands of shareholders w.e.f. April 1, 2020 and the Company is required to deduct TDS from dividend paid to shareholders at the prescribed rates. For the prescribed rates for various categories, the shareholders are requested to refer to the Finance Act, 2020 and amendments thereof. To enable the Company to determine the appropriate TDS / withholding tax rate applicability, a Resident individual shareholder with PAN and who is not liable to pay income tax can submit a yearly declaration in Form No. 15G/15H, to avail the benefit of non-deduction of tax at source by email to the Company at pplho@prakash.com by 19th September, 2023. No communication on the tax determination / deduction shall be entertained thereafter. The shareholders are requested to update their PAN with the Company (in case of shares held in physical mode) and depositories (in case of shares held in demat mode).
9. In order to provide protection against fraudulent encashment of dividend warrants, shareholders holding shares in electronic form, Bank account details provided by the Depository Participants (DPs) will be used by the Company for printing on dividend warrants. Shareholders who wish to change such bank accounts may advise their DPs about such change with complete details of Bank Account including MICR Code. Shareholders residing at the regions where NECS / NEFT/ Direct Credit/ RTGS/Swift facility is available are advised to avail of the option to collect dividend by way of these Electronic Modes.
10. Register of Members and Share Transfer Books will remain closed from Tuesday, 19th September, 2023 to Thursday, 21st September, 2023 (both days inclusive) for the purpose of determining the entitlement of members for the payment of Dividend for the financial year ended 31st March 2023, if declared at the Meeting.
11. Members are requested to quote their folio, DP and client ID No. in all correspondence with the Company.
 - I. If there is any change in the postal address / email ID, members may update their new address or email

ID with their respective DP in case of holding shares in demat form and if holding shares in physical form they should write to the Company.

- II. Members holding shares in physical form and desirous of making nomination in respect of their shareholding in the Company may send Form SH-13 for the purpose which is available at the Corporate Office of the Company or may be downloaded from the Company's website www.prakashplastics.in
 - III. The Securities and Exchange Board of India (SEBI) has mandated the submission of Permanent Account Number (PAN) by every participant in securities Market. Members holding shares in demat form are requested to update their PAN details with their respective DPs and those holding shares in physical form may send self- attested copy of PAN card to the Company.
12. As per rules regarding unpaid / unclaimed dividend prescribed by MCA, Company has already given the details of unpaid/ unclaimed dividend for the financial year 2018-19, 2019-20, 2020-21 & 2021-22 on the website of Investor Education and Protection Fund (IEPF) viz. www.iepf.gov.in and also uploaded on the website of the Company viz. www.prakashplastics.in. Investors can also check their unpaid / unclaimed dividend details from the above said website.

Members who have not received / encashed their dividend warrants for the financial year 2018-19, 2019-20, 2020-21 & 2021-22 may please write to Shri Jagdish Chandra, Company Secretary and Compliance Officer, at the Company's Corporate Office for claiming the said dividends. Members are requested to note that dividends not claimed within seven years from the date of transfer to the Company's Unpaid Dividend Account, will, as per Section 124 of the Companies Act, 2013, be transferred to the Investor Education and Protection Fund.

Also pursuant to the provisions of the recently notified Investor Education and Protection Fund Authority (Accounting, Audit, Transfer and Refund) Rules, 2016, all shares in respect of which dividend has not been paid or claimed for seven consecutive years or more, shall also be transferred to the Investor Education and Protection Fund (IEPF).

Form for providing bank details is available on the Company's website www.prakashplastics.in.

Transfer of Unpaid / Unclaimed Dividend Amounts to Investor Education and Protection Fund.

During the year under review, the Company has credited ₹95,053.20 for the dividend on 79211 shares already transferred to IEPF.

The voting rights on the shares transferred to IEPF Authority shall remain frozen till the rightful owner claims the shares.

13. Members holding shares in physical form are advised to convert their shareholding in dematerialized form with any depository participant.
14. Members may note that SEBI, vide Circular Nos. SEBI/HO/MIRSD/MIRSD_RTAMB/P/ CIR/2021/655 dated November 03, 2021 & SEBI/HO/MIRSD/MIRSD_RTAMB/P/CIR/2021/687 dated December 14, 2021, had prescribed the common and simplified norms for processing investor's service request by RTAs and norms for furnishing PAN, KYC details and Nomination. SEBI vide Circular No. SEBI/HO/MIRSD/MIRSD-PoD-1/P/CIR/2023/37 dated March 16, 2023 has mandated all holders of physical securities in listed companies to furnish PAN, Nomination, Contact details, Bank A/c details and Specimen signature for their corresponding folio numbers. Non-updation of KYC details in Folios (in Form ISR-1), wherein any one of the cited details/documents (i.e. PAN, Bank Details, Nomination) are not available on or after October 01, 2023, shall be frozen by the RTA as per above SEBI Circular.

Further, it may be noted that SEBI vide Circular No. SEBI/HO/MIRSD/MIRSD-PoD-1/P/CIR/2023/42 dated March 27, 2023 has extended timeline for demat account holders to opt 'choice of nomination' failing which freezing of accounts shall come into force with effect from September 30, 2023.

INSTRUCTIONS FOR REMOTE EVOTING :

The remote E-voting facility will be available during the following period :

Commencement of E-voting	Wednesday, the 27 th September, 2023 from 9.00 a.m. (IST)
End of E voting	Friday, the 29 th September, 2023 by 5.00 p.m. (IST)

- (i) During this period shareholders' of the Company, holding shares either in physical form or in dematerialized form, as on the cut-off date 23rd September, 2023, may cast their vote electronically. The e-voting module shall be disabled by CDSL for voting thereafter
- (ii) Shareholders who have already voted prior to the meeting date would not be entitled to vote at the meeting venue.
- (iii) Pursuant to SEBI Circular No. SEBI/HO/CFD/CMD/ CIR /P/2020/242 dated 9th December, 2020, under Regulation 44 of Securities and Exchange Board of India (Listing Obligations and Disclosure Requirements) Regulations, 2015, listed entities are required to provide remote e-voting facility to its shareholders, in respect of all shareholders' resolutions. However, it has been observed that the participation by the public non-institutional shareholders/ retail shareholders is at a negligible level.

Currently, there are multiple e-voting service providers (ESPs) providing e-voting facility to listed entities in India. This necessitates registration on various ESPs and maintenance of multiple user IDs and passwords by the shareholders.

- (iv) In order to increase the efficiency of the voting process, pursuant to a public consultation, it has been decided to enable e-voting to all the demat account holders, by way of a single login credential, through their demat accounts/ websites of Depositories/ Depository Participants. Demat account holders would be able to cast their vote without having to register again with the ESPs, thereby, not only facilitating seamless authentication but also enhancing ease and convenience of participating in e-voting process.

- (v) In terms of SEBI circular no. SEBI/HO/CFD/CMD/CIR/P/2020/242 dated 9th December, 2020 on e-Voting facility provided by Listed Companies, Individual shareholders holding securities in demat mode are allowed to vote through their demat account maintained with Depositories and Depository Participants. Shareholders are advised to update their mobile number and email Id in their demat accounts in order to access e-Voting facility.

Pursuant to above said SEBI Circular, Login method for e-Voting and joining virtual meetings for Individual shareholders holding securities in Demat mode CDSL/ NSDL is given below:

Type of shareholders	Login Method
Individual Shareholders holding securities in Demat mode with CDSL	<ol style="list-style-type: none"> 1) Users who have opted for CDSL Easi / Easiest facility, can login through their existing user id and password. Option will be made available to reach e-Voting page without any further authentication. The URL for users to login to Easi / Easiest are https://web.cdslindia.com/myeasitoken/home/login or visit www.cdslindia.com and click on Login icon and select New System Myeasi. 2) After successful login the Easi / Easiest user will be able to see the e-Voting option for eligible companies where the evoting is in progress as per the information provided by company. On clicking the evoting option, the user will be able to see e-Voting page of the e-Voting service provider for casting your vote during the remote e-Voting period or joining virtual meeting & voting during the meeting. Additionally, there is also links provided to access the system of all e-Voting Service Providers i.e. CDSL/NSDL/KARVY/LINKINTIME, so that the user can visit the e-Voting service providers' website directly. 3) If the user is not registered for Easi/Easiest, option to register is available at https://web.cdslindia.com/myeasinew/Registration/EasiRegistration 4) Alternatively, the user can directly access e-Voting page by providing Demat Account Number and PAN No. from a e-Voting link available on www.cdslindia.com home page or click on https://evoting.cdslindia.com/Evoting/EvotingLogin. The system will authenticate the user by sending OTP on registered Mobile & Email as recorded in the Demat Account. After successful authentication, user will be able to see the e-Voting option where the evoting is in progress and also able to directly access the system of all e-Voting Service Providers.



Type of shareholders	Login Method
Individual Shareholders holding securities in demat mode with NSDL	<ol style="list-style-type: none"> 1) If you are already registered for NSDL IDeAS facility, please visit the e-Services website of NSDL. Open web browser by typing the following URL: https://eservices.nsdl.com either on a Personal Computer or on a mobile. Once the home page of e-Services is launched, click on the "Beneficial Owner" icon under "Login" which is available under 'IDeAS' section. A new screen will open. You will have to enter your User ID and Password. After successful authentication, you will be able to see e-Voting services. Click on "Access to e-Voting" under e-Voting services and you will be able to see e-Voting page. Click on company name or e-Voting service provider name and you will be re-directed to e-Voting service provider website for casting your vote during the remote e-Voting period or joining virtual meeting & voting during the meeting. 2) If the user is not registered for IDeAS e-Services, option to register is available at https://eservices.nsdl.com. 3) Select "Register Online for IDeAS" Portal or click at https://eservices.nsdl.com/SecureWeb/IdeasDirectReg.jsp 4) Visit the e-Voting website of NSDL. Open web browser by typing the following URL: https://www.evoting.nsdl.com/ either on a Personal Computer or on a mobile. Once the home page of e-Voting system is launched, click on the icon "Login" which is available under 'Shareholder/Member' section. A new screen will open. You will have to enter your User ID (i.e. your sixteen digit demat account number hold with NSDL), Password/OTP and a Verification Code as shown on the screen. After successful authentication, you will be redirected to NSDL Depository site wherein you can see e-Voting page. Click on company name or e-Voting service provider name and you will be redirected to e-Voting service provider website for casting your vote during the remote e-Voting period or joining virtual meeting & voting during the meeting
Individual Shareholders (holding securities in demat mode) login through their Depository Participants	You can also login using the login credentials of your demat account through your Depository Participant registered with NSDL/CDSL for e-Voting facility. After Successful login, you will be able to see e-Voting option. Once you click on e-Voting option, you will be redirected to NSDL/CDSL Depository site after successful authentication, wherein you can see e-Voting feature. Click on company name or e-Voting service provider name and you will be redirected to e-Voting service provider website for casting your vote during the remote e-Voting period or joining virtual meeting & voting during the meeting.

Important note: Members who are unable to retrieve User ID/ Password are advised to use Forget User ID and Forget Password option available at abovementioned website.

Helpdesk for Individual Shareholders holding securities in demat mode for any technical issues related to login through Depository i.e. CDSL and NSDL

Login type	Helpdesk details
Individual Shareholders holding securities in Demat mode with CDSL	Members facing any technical issue in login can contact CDSL helpdesk by sending a request at helpdesk.evoting@cdslindia.com or contact at 1800 22 55 33
Individual Shareholders holding securities in Demat mode with NSDL	Members facing any technical issue in login can contact NSDL helpdesk by sending a request at evoting@nsdl.co.in or contact at 1800 1020 990 and 1800 22 44 30

(vi) Login method for e-Voting and joining virtual meeting for shareholders other than individual shareholders holding in Demat form & physical shareholders.

- 1) The shareholders should log on to the e-voting website www.evotingindia.com.
- 2) Click on "Shareholders" module.
- 3) Now enter your User ID
 - a. For CDSL: 16 digits beneficiary ID,
 - b. For NSDL: 8 Character DP ID followed by 8 Digits Client ID,
 - c. Shareholders holding shares in Physical Form should enter Folio Number registered with the Company.
- 4) Next enter the Image Verification as displayed and Click on Login.

- 5) If you are holding shares in demat form and had logged on to www.evotingindia.com and voted on an earlier e-voting of any company, then your existing password is to be used.
- 6) If you are a first-time user follow the steps given below:

	For Shareholders holding shares in Demat Form other than individual and Physical Form
PAN	Enter your 10 digit alpha-numeric PAN issued by Income Tax Department (Applicable for both demat shareholders as well as physical shareholders) Members who have not updated their PAN with the Company/ Depository Participant are requested to use the first two letters of their name and 8 digits client ID or folio number, if folio number is less than 8 digits enter the applicable number of 0's before folio number.
Dividend Bank Details OR Date of Birth (DOB)	Enter the Dividend Bank Details or Date of Birth (in dd/mm/yyyy format) as recorded in your demat account or in the Company records in order to login. If both the details are not recorded with the depository or Company please enter the member id / folio number in the Dividend Bank details field as mentioned in instruction (3).

- (vii) After entering these details appropriately, click on "SUBMIT" tab.
- (viii) Shareholders holding shares in physical form will then directly reach the Company selection screen. However, shareholders holding shares in demat form will now reach 'Password Creation' menu wherein they are required to mandatorily enter their login password in the new password field. Kindly note that this password is to be also used by the demat holders for voting for resolutions of any other company on which they are eligible to vote, provided that company opts for e-voting through CDSL platform. It is strongly recommended not to share your password with any other person and take utmost care to keep your password confidential.
- (ix) For shareholders holding shares in physical form, the details can be used only for e-voting on the resolutions contained in this Notice.
- (x) Click on the EVSN for the **Prakash Pipes Limited** on which you choose to vote.
- (xi) On the voting page, you will see "RESOLUTION DESCRIPTION" and against the same the option "YES/NO" for voting. Select the option YES or NO as desired. The option YES implies that you assent to the Resolution and option NO implies that you dissent to the Resolution.

- (xii) Click on the "RESOLUTIONS FILE LINK" if you wish to view the entire Resolution details.
- (xiii) After selecting the resolution, you have decided to vote on, click on "SUBMIT". A confirmation box will be displayed. If you wish to confirm your vote, click on "OK", else to change your vote, click on "CANCEL" and accordingly modify your vote.
- (xiv) Once you "CONFIRM" your vote on the resolution, you will not be allowed to modify your vote.
- (xv) You can also take a print of the votes cast by clicking on "Click here to print" option on the Voting page.
- (xvi) If a demat account holder has forgotten the login password then Enter the User ID and the image verification code and click on Forgot Password & enter the details as prompted by the system.

Facility for Non – Individual Shareholders and Custodians –Remote Voting

Non-Individual shareholders (i.e. other than Individuals, HUF, NRI etc.) and Custodians are required to log on to www.evotingindia.com and register themselves in the "Corporates" module.

A scanned copy of the Registration Form bearing the stamp and sign of the entity should be emailed to helpdesk.evoting@cdslindia.com.

After receiving the login details a Compliance User should be created using the admin login and password. The Compliance User would be able to link the account(s) for which they wish to vote on.

The list of accounts linked in the login should be mailed to helpdesk.evoting@cdslindia.com and on approval of the accounts they would be able to cast their vote.

A scanned copy of the Board Resolution and Power of Attorney (POA) which they have issued in favour of the Custodian, if any, should be uploaded in PDF format in the system for the scrutinizer to verify the same.

Alternatively Non Individual shareholders are required to send the relevant Board Resolution/ Authority letter etc. together with attested specimen signature of the duly authorized signatory who are authorized to vote, to the Scrutinizer and to the Company at the email address viz; pplho@prakash.com, if they have voted from individual tab & not uploaded same in the CDSL e-voting system for the scrutinizer to verify the same.

INSTRUCTIONS FOR SHAREHOLDERS ATTENDING THE AGM THROUGH VC/OAVM & E-VOTING DURING MEETING ARE AS UNDER:

1. The procedure for attending meeting & e-Voting on the day of the AGM is same as the instructions mentioned above for e-voting.
2. The link for VC/OAVM to attend meeting will be available where the EVSN of Company will be displayed after successful login as per the instructions mentioned above for e-voting.



3. Shareholders who have voted through Remote e-Voting will be eligible to attend the meeting. However, they will not be eligible to vote at the AGM.
4. Shareholders are encouraged to join the Meeting through Laptops / IPads for better experience.
5. Further shareholders will be required to allow Camera and use Internet with a good speed to avoid any disturbance during the meeting.
6. Please note that Participants Connecting from Mobile Devices or Tablets or through Laptop connecting via Mobile Hotspot may experience Audio/Video loss due to Fluctuation in their respective network. It is therefore recommended to use Stable Wi-Fi or LAN Connection to mitigate any kind of aforesaid glitches.
7. Shareholders who would like to express their views/ ask questions during the meeting may register themselves as a speaker by sending their request in advance atleast 4 days prior to meeting mentioning their name, demat account number/folio number, email id, mobile number at Company's email id viz. pplho@prakash.com. The shareholders who do not wish to speak during the AGM but have queries may send their queries in advance 4 days prior to meeting mentioning their name, demat account number/folio number, email id, mobile number at Company's email id viz. pplho@prakash.com. Queries that remain unanswered at the AGM will be appropriately responded by the Company.
8. Those shareholders who have registered themselves as a speaker will only be allowed to express their views/ ask questions during the meeting.
9. Only those shareholders, who are present in the AGM through VC/OAVM facility and have not casted their vote on the Resolutions through remote e-Voting and are otherwise not barred from doing so, shall be eligible to vote through e-Voting system available during the AGM.
10. If any Votes are cast by the shareholders through the e-voting available during the AGM and if the same shareholders have not participated in the meeting through VC/OAVM facility, then the votes cast by such shareholders shall be considered invalid as the facility of e-voting during the meeting is available only to the shareholders attending the meeting.

PROCESS FOR THOSE SHAREHOLDERS WHOSE EMAIL/ MOBILE NO. ARE NOT REGISTERED WITH THE COMPANY/ DEPOSITORIES.

1. For Physical shareholders- please provide necessary details like Folio No., Name of shareholder, scanned copy of the share certificate (front and back), PAN (self attested scanned copy of PAN card), AADHAR (self attested scanned copy of Aadhar Card) by email to Company at pplho@prakash.com.
2. For Demat shareholders - Please update your email id & mobile no. with your respective Depository Participant (DP)
3. For Individual Demat shareholders – Please update your email id & mobile no. with your respective Depository

Participant (DP) which is mandatory while e-Voting & joining virtual meetings through Depository.

If you have any queries or issues regarding attending AGM & e-Voting from the CDSL e-Voting System, you can write an email to helpdesk.evoting@cdslindia.com or contact at 1800 22 55 33.

All grievances connected with the facility for voting by electronic means may be addressed to Mr. Rakesh Dalvi, Sr. Manager, (CDSL) Central Depository Services (India) Limited, A Wing, 25th Floor, Marathon Futurex, Mafatlal Mill Compounds, N M Joshi Marg, Lower Parel (East), Mumbai - 400013 or send an email to helpdesk.evoting@cdslindia.com or call on 1800 22 55 33.

OTHER INFORMATION:

- A. Only those shareholders of the Company who are holding shares either in physical form or in dematerialized form, as on the cut-off date (i.e. Saturday 23rd September, 2023), shall be entitled to cast their vote either through remote e-voting or through venue voting through VC/OAVM at the AGM, as the case may be. Any person who is not a Member as on the cut-off date should treat this Notice for information purposes only.
- B. The Members who have cast their votes by remote e-voting prior to the AGM may also attend and participate in the proceedings of the AGM through VC/OAVM but shall not be entitled to cast their votes again.
- C. The members can opt for only one mode of voting i.e. remote e-voting or venue voting through VC/OAVM at the AGM. In case of voting by both the modes, vote cast through remote e-voting will be considered final and evoting through VC/OAVM at AGM will not be considered.
- D. The Board of Directors has appointed M/s B K Bohra & Associates, Company Secretaries (CP No.23511) as the Scrutinizer to scrutinize the remote e-voting process and voting at venue in the meeting, in a fair and transparent manner.
- E. The results declared along with the Scrutinizer's Report shall be placed on the Company's website at www.prakashplastics.in and on the website of CDSL at www.evotingindia.com immediately.
- F. Since the AGM will be held through VC/OVAM, the route map is not annexed to the notice. The deemed venue for AGM shall be the Registered Office of the Company.
- G. Details of Directors seeking appointment / re appointment at the forthcoming AGM pursuant to Regulations 36(3) of the SEBI (Listing Obligations and Disclosure Requirements) Regulations, 2015 and clause 1.2.5. of the SS-2 are as per Annexure -A

EXPLANATORY STATEMENT

(Pursuant to Section 102 of the Companies Act, 2013)

As required by Section 102 of the Companies Act, 2013 ("Act"), the following explanatory statement sets out all material facts relating to the business mentioned under

Item No. 4 & 5 of the accompanying Notice. As additional information, the Explanatory Statement also contains material facts pertaining to ordinary business mentioned at Item No. 4 of the said Notice.

Item No.4

The Board of Directors in its meeting held on 23rd April, 2018 and members of the Company in their 1st Annual General Meeting (AGM) held on 21st July, 2018 had appointed M/s Chaturvedi & Co., Chartered Accountants (FRN: 302137E) as Statutory Auditors of the Company from the conclusion of 1st AGM to till the conclusion of 6th AGM in terms of the provisions of Section 139 and other applicable provisions, if any, of the Companies Act, 2013. Thus, the re-appointment of Statutory Auditors for a period of (5) five consecutive years has been put up for the approval of members at item No. 4 of the Notice.

The Board recommends the Resolution set out at Item No. 4 for your approval.

Registered Office:

Darjiyan Wali Gali, Rayya, Teh-Baba Bakala,

Dist.- Amritsar-143112 Punjab

Dated : 23rd May, 2023

CIN : L25209PB2017PLC046660

Item No.5

In accordance with the provisions of Section 148 of the Companies Act, 2013 read with the Companies (Audit and Auditors) Rules, 2014 the remuneration payable to the Cost Auditors has to be ratified by the members of the Company.

The Board on the recommendation of the Audit Committee has approved the remuneration of the Cost Auditors to conduct the audit of the cost records of the Company for the financial year 2023-24 as mentioned in the resolution set out at Item No.5 of the notice.

Accordingly, consent of the members is sought for passing an Ordinary Resolution as set out at this item of the Notice for ratification of the remuneration payable to the Cost Auditors for the financial year 2023-24.

The Board recommends the Resolution set out at Item No.5 for your approval.

By order of the Board
For Prakash Pipes Limited

Jagdish Chandra
Company Secretary
M. No. ACS47018



Annexure-A

Details of Director(s) seeking reappointment at the forthcoming Annual General Meeting (AGM) pursuant to Regulation 36(3) of the Securities and Exchange Board of India (Listing Obligations and Disclosure Requirements) Regulations, 2015 and clause 1.2.5 of the Secretarial Standard 2

Name of the Director	Shri Kanha Agarwal
Date of Birth	22.10.1991
Date of First appointment on the Board	09.08.2019
Qualifications	Post Graduate
Experience / Expertise in specific function areas /Brief resume of the Director.	Shri Kanha Agarwal is a young Industrialist. He is Post Graduate in Management from Indian School of Business.
Terms and Conditions of appointment/re-appointment	Proposed re-appointment is as per Section 152 of Companies Act, 2013
Details of remuneration sought to be paid and remuneration last drawn	No remuneration or sitting fee is payable
Disclosure of Relationship with other Directors Manager and Key Managerial Personnel of the Company	Shri Kanha Agarwal, Managing Director is son of Shri Ved Prakash Agarwal, Chairman and brother of Shri Vikram Agarwal, Director of the Company.
No. of Meeting of Board of Directors attended during the F.Y. 2022-23	4
Other Directorship held	9
Other Directorship in other Listed Entities	Prakash Industries Limited
Membership/Chairmanship of Committees of other Boards	3
Shareholding in the Company	14739



Prakash Pipes Limited

Corporate Office
Srivan, Bijwasan, New Delhi 110061

P: +91 11 25305800
E: pplho@prakash.com
W: www.prakashplastics.in

